



PROTECTIVE OUTDOOR
SHADE & SHELTER
PRODUCTS
SINCE 1947



Since 1947, Americana Building Products has manufactured products that shade and protect from the weather. We are proud of our people, products, service and innovative “Firsts”.

- First to offer powder coating as a standard
- First to introduce an “Anti-Graffiti” finish
- First to utilize structural roof panels
- First to manufacture with extruded fascia, gutter and ridge caps.
- First to offer super durable powder coat finish as standard

Americana is located in Southern Illinois, providing easy and cost-effective shipping to most locations nationwide. We design and manufacture our recreational shelters for durability, simple installation and low maintenance costs allowing our customers to maximize family and group use.



**ENGINEERED
TO YOUR
REQUIREMENTS**

SALES & INSTALLATION SUPPORT

- Design and engineering support and documentation to satisfy local requirements: heavy snow, seismic, high winds, hail, custom design and sizes.
- Average standard lead times are 6-8 weeks from receipt of approved order. Lead times may vary on design criteria.
- Installation and sales support available M-F (8am-5pm) central standard time.
- Since Americana is a “custom” manufacturer, non-standard items are routinely fabricated with no delays. Minimal extra charges may be incurred for engineering.

Hip Roof Structures		
Navajo Series	Pg	4-5
Gable Roof Structures		
Illini Series	Pg	6-7
Meramec Series	Pg	8-9
Colonial Series	Pg	10-11
Gazebos		
Apache Series	Pg	12-13
Aztec Series	Pg	14-15
Small Shade Structures		
Cherokee Series	Pg	16-17
Algonquin Series	Pg	18-19
Sunshade Structures		
Arbors	Pg	20-21
Fabric Sunshades	Pg	22-23
Walkway & Entryway Covers		
Illini Series	Pg	24-27
Algonquin Series	Pg	28-29
Entry Covers	Pg	30-31
Sports Structures		
Shawnee Series	Pg	32-34
Information		
Shelter Components	Pg	35
Options	Pg	36-37
Drawings	Pg	38-44
Green Leed Info	Pg	45
Colors & Finishes	Pg	46-47

Double Tier Navajo, with Louvered Cupola



Navajo, 12'



Navajo, 16' C Channel frame



Double Tier Navajo, 20' x 40', Cupola, Classic Rail

Dutch Hip Navajo, with Louvered Cupola



Navajo, Double Tier



Navajo, 24' x 48'

Mojave, 20' x 20'



Illini, 24' x 36'



Illini, with wall system





Illini, 20' x 30'

Illini, 20' x 30'



Meramec 30' x 54'



BEST VALUE IN THE MARKET



Meramec 30' x 54'



Meramec C channel frame

Structural roof panels run horizontal to frame.

Two frame styles:
C Channel
Tubular

Meramec 22' x 42'



Meramec 20' x 30', C channel frame



Colonial, 22' x 40'



Colonial, 12' x 20'

Colonial, 12' x 20'



**ALL RECYCLED
ALUMINUM**

Product Features

- Pre-fabricated, anti-graffiti powder coated aluminum components
- Extruded aluminum gutter, purlins and ridge beams are standard
- Aluminum gable fill kit is included
- Structural, interlocking roof panels for superior strength and less supports
 - 24" wide "W" design in high strength aluminum
 - Optional: 8" wide flat panel design in recycled aluminum
 - Optional: 3" sandwich panel
- Design Options:
 - Aluminum railing

Colonial Shelters	
	post
12' x 20'	4
22' x 20'	4
22' x 24'	4
22' x 40'	6

Apache 32', Cupola



Apache 20', Double Tier



**CUSTOM DESIGN
YOUR GAZEBO
6 SIDES**


Apache 20', One Post Option



Apache 20', Shake shingles, T & G wood



Apache 24'



Apache 20', Classic Rail



Apache Elongated, 10' x 36'

(2) Aztec, 60', Louvered Cupola, Classic Decor Rail, connected by Illini 16' x 20' Walkway



Aztec 24'
Standard Rail
Cupola

Aztec 44', Double Tier, Classic Rail, Cupola



**CUSTOM DESIGN
YOUR GAZEBO
8 SIDES**

Aztec 24', Double Tier




Aztec 32', 6/12 pitch, Cupola, Classic Rail



Cherokee, 12' x 12'



Cherokee, 10' x 12'



Cherokee, hip roof, table & bench

Cherokee, bulletin board



Cherokee, table & bench



Cherokee, double bench





GREAT VALUE



Algonquin Shelter



**ALL ALUMINUM
OR
GALVALUME
STEEL OPTION**

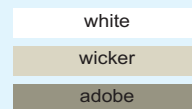




Column options

- 3" posts with 2x6 sides
- round fluted columns
- sq fluted columns
- fiberglass columns

Colors



End cut rafter & header

1) standard



2) deluxe



3) scallop





Round lattice



Fabric Sunshades



Product Features

- No rust aluminum frame provides lasting beauty and maintenance free protection
- Anti-graffiti, powder coated aluminum frame for a superior finish
- Polyethylene fabric reduces temperature up to 15 degrees and blocks 90% of the UVR sun rays.

Fabric colors:

Natural

Midnight Green



Fabric Sunshade	
	post
10' x 10'	4
12' x 12'	4
16' x 16'	4
20' x 20'	4

Fabric Sunshades
Algonquin style





Illini walkways
Curve accents
Custom columns



Algonquin Walkway with Custom Trim & Columns

Illini walkway with custom brickwork



Illini
walkways



Illini walkway, custom brickwork



Colonial entry

Algonquin Walkways



Algonquin Walkways



Algonquin Walkway with Custom Fascia



Illini entry



Navajo entry



Algonquin entry



Imperial
Marquee

Full Cantilever Shawnee, 18' Projection, 80' Center, 50' Sides





Full Cantilever Shawnee
13' Projection x 60' Wide

Mid Post Shawnee, 7' x 24'



POWDER COAT FINISHES, FOR FRAME & COMPONENTS

High quality finish virtually eliminates multiple scrapping, steel brushing, priming & repainting caused by rust.

- 1) Anti graffiti glossy finish, allows for easy removal of vandalism. Spray paint & markers will disappear!
- 2) Matte finish, available in most architectural colors.

SIMPLE INSTALLATION

- Pre-drilled structure for bolt together assembly, snap together roof panels and detailed assembly instructions help minimize installation costs.
- Zinc plated, galvanized or stainless steel fasteners eliminated rust and stains.easier to install

EXTRUDED TRIM COMPONENTS

- Extruded aluminum fascia, gutter and ridge caps ensure straight flush edges enhancing a “cleaner”, high quality look.
- Extruded gutters, stronger than roll formed trim, help control water run off and soil erosion.



STRUCTURAL ROOF PANELS

- Provide a cleaner look by eliminating multiple unsightly roof supports
- Snap together roof panels come in two materials:
 - 1) Galvalume® steel: combined barrier protection of aluminum and zinc. 20 year guarantee against rust
 - 2) High strength aluminum - rust proof, lighter and easier to install

24" wide structural "W" roof panel
 1) Aluminum, stucco embossed
 2) Galvalume® 24 gauge

8" wide structural flat roof panel
 Aluminum, matte finish

18" wide standing seam panel
 Galvalume® 24 gauge



HEAVY DUTY ALUMINUM RAILING

- Four styles: standard, classic (shown), circle, & diamond
- Pre-assembled aluminum sections are faster to install and never rust, eliminating multiple scrapping & repainting
- All railings meet OSHA, ADA, BOCA safety criteria

ROOF PANEL OPTIONS



24" wide "W" panel, structural
 • aluminum, high strength alloy
 • galvalume steel, ASTM A792 Gr 50



8" wide Flush panel, structural
 • aluminum, high strength alloy



18" wide standing seam panel
 • galvalume steel, ASTM A792 Gr 50




Tongue and groove wood
 1) pine 2) cedar



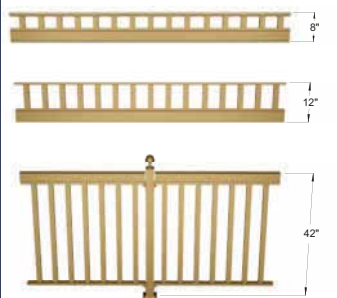
Insulated sandwich panel
 3" thick x 48" wide, high density polystyrene between two layers of white stucco embossed .032 aluminum.




ALUMINUM RAILING OPTIONS



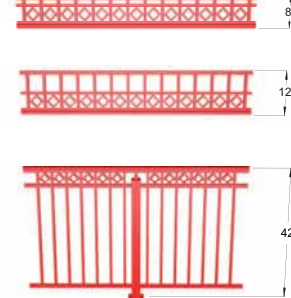
Standard Rail



Classic Rail

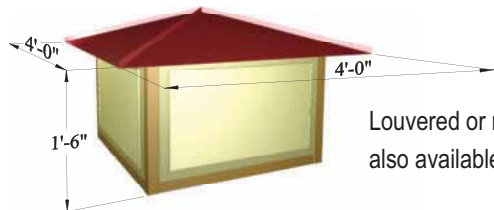


Circle Rail

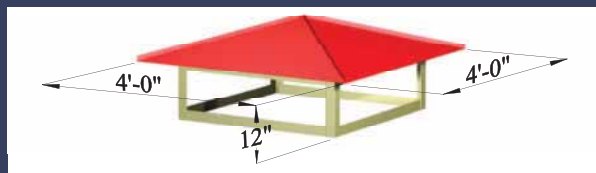


Diamond Rail

CUPOLA DESIGNS



Louvered or railed cupola
 also available in 2' width



Open cupola
 also available in 2' width



6' x 12' cupola
 louvered or railed

FRAME & POST STYLES TWO FRAME OPTIONS:

- 1) Tubular shelters (shown) use a straight post and have a single concealed anchor bolt.
- 2) C Channel shelters are the most economical shelter on the market and are formed into a tapered "C" with 4 exposed anchor bolts.



C Channel



Tubular Square





NAVAJO



DOUBLE TIER NAVAJO



NAVAJO, CUPOLA



DOUBLE TIER NAVAJO, CUPOLA



NAVAJO, CUPOLA, RAILING



DOUBLE TIER NAVAJO, CUPOLA, RAILING



ILLINI



DOUBLE TIER ILLINI



MERAMEC

MERAMEC, ROUND



COLONIAL

Apache 6 sided or Aztec 8 sided Designs



AZTEC



DOUBLE TIER APACHE



AZTEC, CUPOLA



DOUBLE TIER APACHE, CUPOLA



AZTEC, CUPOLA, RAILING



DOUBLE TIER APACHE, CUPOLA, RAILING



CHEROKEE



CHEROKEE, BULLETIN BOARD



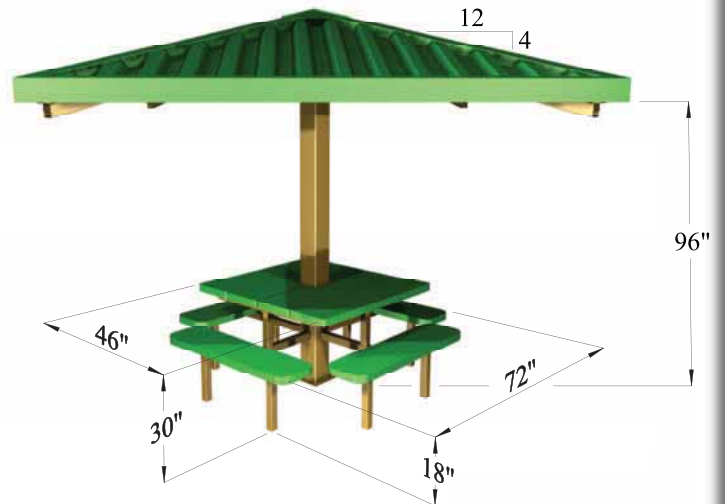
CHEROKEE, SINGLE BENCH



CHEROKEE, TABLE & BENCH

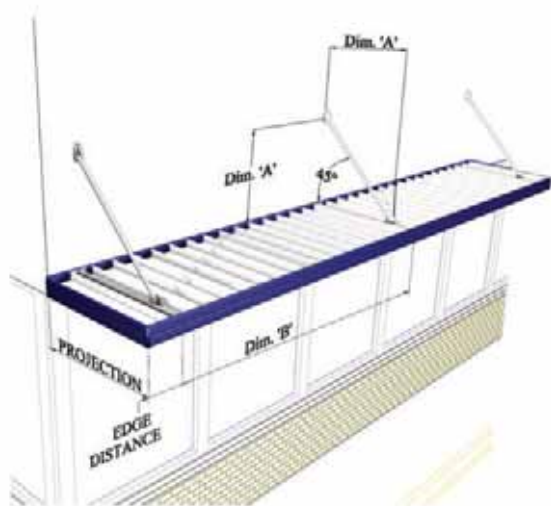


CHEROKEE
DOUBLE BENCH

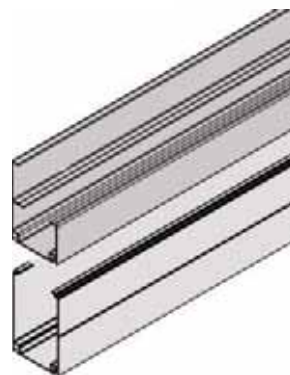


HIP ROOF, CHEROKEE
TABLE & BENCHES INCLUDED

IMPERIAL MARQUEE



FASCIA 6" - 24" DEPTH
EXPANDABLE IN 6" INCREMENTS



B = Distance between supports at load in lbs per sq ft

A	Projection	B @ 22.6#	B @ 32.6#	B @ 42.5#
3'	4'	10' 0"	9' 2"	7' 0"
4'	5'	10' 0"	7' 10"	6' 0"
5'	6'	9' 10"	6' 10"	5' 2"
6'	7'	8' 8"	6' 0"	4' 7"
7'	8'	7' 9"	5' 4"	4' 1"
8'	9'	7' 0"	4' 10"	3' 8"
9'	10'	5' 8"	4' 6"	3' 4"



ALGONQUIN WALK OR ENTRY



ILLINI WALK OR ENTRY



HALF ILLINI, ATTACHED



COLONIAL ENTRY
WITH OR WITHOUT
GABLE FILL



NAVAJO ENTRY

SHAWNEE, FULL CANTILEVER MODEL



SHAWNEE, MID POST MODEL



The Americana Aluminum and Steel Life Cycle.



Americana products can be 100% recycled at end of life span and we recycle 100% of production waste.

Americana products are built tough and have longer life cycles.



Americana utilizes aluminum and steel manufactured by American mills.

Americana structures are engineered for quality with the least amount of material.



Reduce Impact on Environment
LEED Credits Possible with Americana Products

LEED Credit 4: Recycled Materials, 20%	2 points
LEED Credit 7.1: Heat Island Effect, Non-Roof Cover 50% of sidewalks, parking lots, courtyards with a roof meets 29 SRI rating or above.	1 point

Products are not reviewed or certified under LEED. LEED credit requirements cover the performance of materials in aggregate, not the performance of individual products or brands. For more information on LEED, visit www.usgbc.org/contact

SPECIFICATIONS

Tan



Frame: anti graffiti, glossy
ROOF PANEL OPTIONS
 24" structural W, Galvalume
 24" structural W, aluminum
 18" standing seam, Galvalume
 8" structural flat, aluminum

Dark Green



Frame: anti graffiti, glossy
 Frame: matte finish
ROOF PANEL OPTIONS
 24" structural W, Galvalume
 24" structural W, aluminum
 18" standing seam, Galvalume
 8" structural flat, aluminum

Patina Green



Frame: anti graffiti, glossy
 Frame: matte finish
ROOF PANEL OPTIONS
 24" structural W, Galvalume
 24" structural W, aluminum

Bronze



Frame: anti graffiti, glossy
ROOF PANEL OPTIONS
 24" structural W, Galvalume
 24" structural W, aluminum

Bone White



Frame: anti graffiti, glossy
 Frame: matte finish
ROOF PANEL OPTIONS
 24" structural W, Galvalume
 24" structural W, aluminum
 8" structural flat, aluminum

Terra Cotta



Frame: anti graffiti, glossy
 Frame: matte finish
ROOF PANEL OPTIONS
 24" structural W, aluminum
 18" standing seam, Galvalume

Regal Blue



Frame: anti graffiti, glossy
 Frame: matte finish
ROOF PANEL OPTIONS
 24" structural W, aluminum
 18" standing seam, Galvalume

Ivory



Frame: anti graffiti, glossy
ROOF PANEL OPTIONS
 8" structural flat, aluminum

Wicker



ROOF PANEL OPTIONS
 8" structural flat, aluminum

Brown



Frame: anti graffiti, glossy
 Frame: matte finish

Black



Frame: anti graffiti, glossy
 Frame: matte finish

Clay



Frame: matte finish

Light Blue



Frame: matte finish

Slate Grey



Frame: matte finish

Cardinal Red



Frame: matte finish

Teal



Frame: matte finish

Burgandy



Frame: matte finish

Metallic Silver



Frame: metallic

Metallic Copper



ROOF PANEL OPTIONS
 18" standing seam, Galvalume

Colors may not be portrayed accurately.
 Please, call for a color sample.
 Not responsible for printing color errors.

Customize for an upcharge

- Roof panels in any of the frame colors
- Roof panels or frame in a custom matched color
- Galvanized frame
- Primed frame, ready to be painted

Standard: Super durable frame finishes:

1) Anti-graffiti, super durable polyester TGIC finish meets AAMA 2604-02 specifications which has a much longer lifetime than industry standard TGIC, is a powder coating 6-9 mils thick that is cured at 400° until fused into a smooth coating. The surface is made outstanding by the following qualities

- Easy to clean
- Glossy surface
- Highly resistant to weather and corrosion
- Smooth flow, powder coat finish

This permanent protection system has been designed to withstand numerous clean-ups and its appearance will be virtually unaltered, even after use of our chemical cleaner. Sprayed paint can be removed without a trace, even after repeated clean-ups, though a slight reduction in the degree of gloss is possible. Inscriptions applied with marking pens will disappear completely.

2) Architectural matte super durable polyester TGIC finish meets AAMA 2604-02 specifications which has a much longer lifetime than industry standard TGIC, is a powder coating 6-9 mils thick that is cured at 400° until fused into a smooth coating.



- ◀ Shot blast cold rolled steel
- ◀ Super durable TGIC powder coating 6-9 mils thick, choice of anti-graffiti or matte finish

Premium Frame Finish (up charge)

Zinc rich primer 2-3 mils thick with an above finish on top. The zinc rich primer will allow your structure to stand up to bad environments without fear of rusting problems. This premium finish has proven to be virtually rust free after 1000's of hours in our salt fog chamber. The zinc primer stops rust from spreading under the finish when scratches or dings occur. This is the ultimate in pre finished steel structure coatings.



- ◀ Shot blast cold rolled steel
- ◀ Zinc rich primer, 2-3 mils thick
- ◀ Super durable TGIC powder coating 6-9 mils thick, choice of anti-graffiti or matte finish

Warranty Terms

**LIFETIME
LIMITED
WARRANTY**

on aluminum against material failure and corrosion.

**25 YR
LIMITED
WARRANTY**

on steel against material failure and defects.

**10 YR
LIMITED
WARRANTY**

that the fabric will not degrade, crack or show evidence of material breakdown resulting from ultra violet exposure. No warranty against fading.

**5 YR
LIMITED
WARRANTY**

on powder coat finish. With the use of Americana's graffiti cleaner, the anti-graffiti powder coat finish is guaranteed to allow removal of graffiti with virtually no change to the finish.

Americana will not be responsible for damages caused by others, building settlement, corrosion by moisture, chemical and pollution, or acts of God. Damage caused by vandalism, abnormal use, lack of maintenance, or incorrect installation will not be covered.




Americana[®]
Building Products
CRAFTED IN USA SINCE 1947
vol 13

Americana Building Products Inc
P.O. Box 1290, #2 Industrial Dr
Salem IL 62881
1-800-851-0865, 618-548-2800
Fax: 618-548-2890
email sales@americana.com