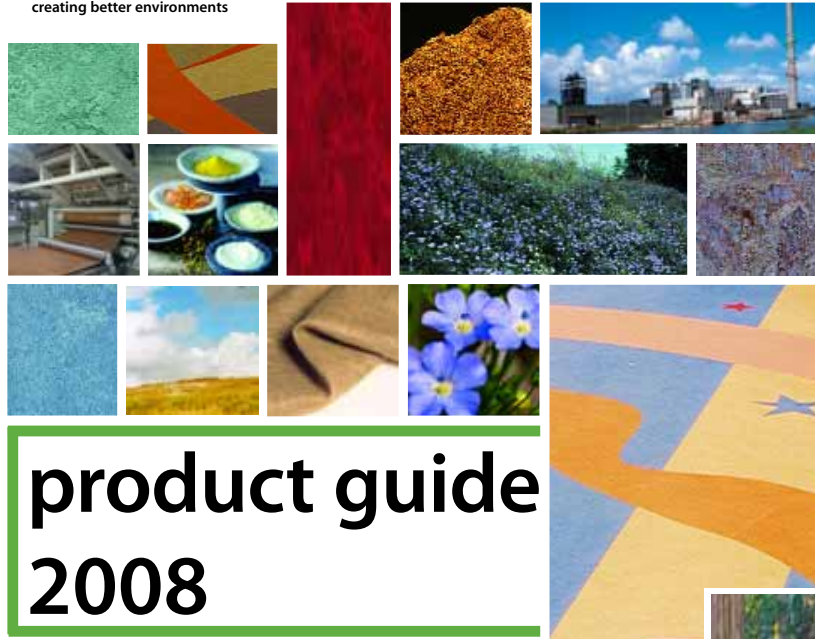


creating better environments



product guide 2008

marmoleum[®] dual, real, fresco, vivace, prisma, graphic, mineral, walton,
dutch design, piano, colourful greys, borders and corners

marmoleum[®] surface solutions

bulletin board[®]

MCT

marmoleum[®] composition tile
certified sustainable tile

comfort program marmoleum decibel, quartz decibel, eternal wood decibel

eternal^{wood}

colorex^{SD/FC}

forza

smaragd^{classic and marble}

tractionstep^{slip-resistant smooth and studded}



Forbo
FLOORING SYSTEMS

MCT ^{topshield}

marmoleum® composition tile
certified sustainable tile

new!!



- MCT is 85% organic based with 66% bio-based content.
- MCT features a better balance between initial cost, ongoing cost and performance than VCT. Forbo will guarantee that MCT will INSTALL for \$2.75-\$3.45 ft². Please visit www.forboflooringNA.com for pricing guarantee.
- MCT features occupancy ready Topshield and requires no initial maintenance, unlike VCT.
- MCT's inherent bacteriostatic properties combat MRSA and C-difficile, unlike VCT.
- MCT's natural anti-static properties repel dust and dirt, making it easy to maintain a clean and healthy environment.
- MCT has a third party, peer-reviewed publicly disclosed LCA analysis showing its exceptional environmental and performance profile.
- MCT meets the California CHPS 01350 for IEQ, and is financially beneficial to LEED projects.
- MCT has 10 times the indentation resistance of VCT, is more repairable than VCT, and is quieter under foot.
- Platinum certified to MTS 5MaRT building product standard.



MCT-608 Ivory	MCT-707 Barley	MCT-793 Cotswold
MCT-622 Dawn Grey	MCT-333 Clover	MCT-576 Dusky Pink
MCT-525 Terracotta	MCT-621 Dove Grey	MCT-766 Caramello
MCT-562 Apricot	MCT-784 Coffee	MCT-614 Charcoal
MCT-412 Cool Green	MCT-450 Greenwood	MCT-598 Burgundy
MCT-806 Smoke Blue	MCT-810 Flax	MCT-844 Midnight Blue

marmoleum® dual ^{topshield}

The contrasting pigments of Dual, combined with a special production technique, create a deep, pronounced structure, giving the floor an almost stone-like appearance. There is a choice between neutral and saturated colors.

The pure tones of the Dual range are available in both sheet and tile form in all 30 shades. The tiles are available in a 13" x 13" or 20" x 20" size.

Multi-color and solid welding rods are available for all colors of Dual.



607 White Marble	713 Calico	707 Barley	793 Cotswold	795 Butter	970 Gold Straw
779 Sandstone	562 Apricot	769 Havana	767 Rust	527 Brick	412 Cool Green
621 Dove Grey	810 Flax	624 Steel Grey	629 Eiger	435 Slate Green	475 Evergreen
975 Lemon	512 Cardinal	580 Sangria	598 Burgundy	345 Red Violet	784 Coffee
465 Nymph Green	825 Elf Blue	846 Royal Blue	844 Midnight Blue	614 Charcoal	630 Onyx

marmoleum[®]

real authentic 

Never dated, always beautiful, practical and extremely versatile. These modern classics represent the very best of the marbling effects within the collection.

There are 24 natural tones in this Authentic range. Delivery of these colors is guaranteed until 2012 to facilitate the planning of longer-term projects.

Multi-color and solid welding rods are available for all colors of Real authentic and bold.



Siddall Hall, University of Cincinnati, Cincinnati, OH photo: Ron Forth Photography




marmoleum[®]

real bold 

The Real Bold range provides a contrast that harmonizes with the classic tones in the Authentic range. These saturated colors can be used to provide an accent in a floor design, or stand alone to make a strong statement.



Nicholas J. Begich Middle School, Anchorage, AK photo: Ken Graham Photography.com



Parent County Public Health with Rethink Floor photo: Nathan Standen

marmoleum[®]

real classic 

The Real Classic range have been brought back by popular demand. Welding rods for the Real Classic series are available only in solid color.




Please contact Forbo Flooring for information on our Sample Recycling Program at 1-800-842-7839.

marmoleum® fresco



Fresco - with its subtle, refined marbling has an extremely harmonious surface. Its delicate, light, soft hues and subtle color contrast evoke Renaissance frescos.

The 16 tone-on-tone shades of Fresco perfectly match the materials used in modern architecture.



marmoleum® vivace



This spectacular array of eight-color marble designs are unique to linoleum. The color spectrum of the designs are chosen in such a way that the surface blends into a quiet symphonic ensemble. Vivace's 12 colorful patterns perfectly match a wide variety of surroundings and materials.

Multi-color and solid welding rods are available for all colors of Vivace.




Linoleum Sheet and Tile Quick Specs

PRODUCT	ASTM E-648 NFPA 253 CRITICAL RADIANT FLUX	ASTM F-970 STATIC LOAD	FEDERAL SPEC ASTM F 2034 (Sheet) ASTM F 1700 (Tile)	RESISTANCE TO BACTERIA	IMPACT SOUND INSULATION (ASTM-492) IMPACT SOUND REDUCTION	WIDTH ROLL/TILE GAUGE
MARMOLEUM® Real, Dual, Fresco, Vivace, Plano, Mineral, Prisma, and Graphic.	Class 1	450 p.s.i.	Meets or exceeds	Bactericidal	Meets or exceeds 6 dB	79" (2 m), 77" (64 m) 105 lin ft (32 m), 1/10" (2.5 mm)
MARMOLEUM® Colourful Greys	Class 1	450 p.s.i.	Meets or exceeds	Bactericidal	Meets or exceeds 6 dB	79" (2 m), 77" (64 m) 105 lin ft (32 m), 1/10" (2.5 mm)
MARMOLEUM® Dual Tile	Class 1	1500 p.s.i.	Meets or exceeds	Bactericidal	Meets or exceeds 6 dB	13" x 13" (33 cm x 33 cm) 20" x 20" (50 cm x 50 cm) 1/10" (2.5 mm), 53.82 ft ² / ctn (5 m ²)
MARMOLEUM® Decibel	Class 1	850 p.s.i.	Meets or exceeds	Bactericidal	Meets or exceeds 17 dB	79" (2 m), 65" (55 m) 89 lin ft (27 m), 0.137" (3.5 mm)
MARMOLEUM® Borders & Corners	Class 1	450 p.s.i.	Meets or exceeds	Bactericidal	Meets or exceeds 6 dB	border size: 4 3/8" x 39 3/8" corner size: 4 3/8" x 4 3/8" 1/10" (2.5 mm)
Walton	Class 1	450 p.s.i.	Meets or exceeds	Bactericidal	Meets or exceeds 6 dB	79" (2 m), 77" (64 m) 105 lin ft (32 m), 1/10" (2.5 mm)


marmoleum® prisma



Marmoleum prisma is inspired by the light separating properties of the prism. Available in eighteen vibrant colors, Marmoleum prisma consists of two families of patterns.



3621 sienna scenery 3625 salsa red 3622 mellow yellow 3626 cricket field



5016 autumn glaze 5056 el toro 5026 summertime 5066 herb garden



5017 orange cocktail 5057 fruit fantastic 5027 festival yellow 5067 spring dance



3624 bahamian sea 5046 pool party 5047 fresh fountain



3628 ocean regatta 5086 iris blue 5087 winter alps

Please contact
Forbo Flooring
for information on our
**Sample Recycling
Program**
at 1-800-842-7839.

marmoleum® graphic



Marmoleum graphic is a classic range concentrating on blacks, whites and grays, conceived in the artistic traditions of Rembrandt etchings and Escher lithographs. Marmoleum graphic is available in ten colors.



5313 aquatint 5312 libretto 5314 scenario 5305 scrabble 5302 print



5311 signo 5315 dry point 5306 domino 5303 litho 5301 sgraffito



marmoleum® mineral



Marmoleum mineral draws its inspiration from the variety and richness of natural stone types in a spectacularly wide spectrum of shades and hues. Marmoleum mineral is available in sixteen sophisticated shades.



5702 moonstone 5704 citrine 5706 calcite 5708 carnelian



5701 serpentine 5703 moss agate 5705 sodalite 5707 sapphire



5709 crystal 5711 smoky quartz 5713 tiger eye 5715 obsidian



5710 diamond 5712 galenite 5714 hematite 5716 amethyst



Topshield™ Performance

Topshield is an innovative finish that:

- eliminates the need for initial finish application
- reduces the use of chemicals
- enables lower cleaning costs
- provides a better long-term appearance retention than any other resilient flooring
- is OCCUPANCY-READY!

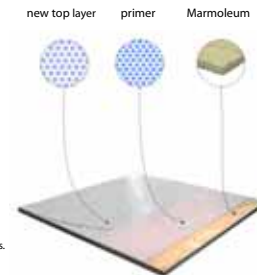
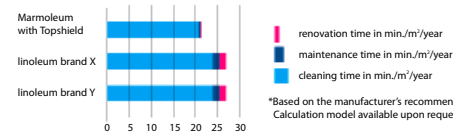
Topshield consists of a strong, durable primer and top layer to provide a highly effective shield against soiling.

The cross-linked primer ensures smoothness and durability.

The top layer guarantees resistance to scuffing and dirt. If desired, at a later time, the top layer can be cost-effectively renovated to renew the visual of the product.

Reduction of cleaning and maintenance time.


Independent testing shows that Marmoleum with Topshield considerably reduces the time needed for cleaning and maintaining the floor. The combination of the two-layered Topshield and Forbo's recommended cleaning guidelines ensures a perfect appearance at a low floorcare cost.



walton



This range is a tribute to Frederick Walton, who produced the first linoleum as early as 1863. The pure solid-colored Walton collection comes in eight tints and two crocodile patterns.



c168

c123



171

180

123

173

181

183

168

182

Life Cycle Cost of Ownership Comparison

Cost of Ownership Calculator available online at www.floorcostcomparison.com



SCHOOLS (Corridors & Classrooms) 10,000 square feet

Per square foot	Marmoleum Sheet*	Vinyl Tile	Savings
Est. Installed cost per sq. ft.	\$4.76	\$2.35	-\$2.41
Occupancy Ready Cost	\$4.77	\$2.65	-\$2.12
Cost of Ownership - 1 yr	\$5.40	\$4.96	-\$0.44
Cost of Ownership - 5 yrs	\$8.32	\$14.21	\$5.89
Cost of Ownership - 10 yrs	\$12.14	\$25.77	\$13.63
Cost of Ownership - 20 yrs	\$19.76	\$53.76	\$34.00
Cost of Ownership - 30 yrs	\$27.39	\$79.31	\$51.92
Pay Back Period			15 months
Return on Investment			79%

Per square foot	Marmoleum Tile	Vinyl Tile	Savings
Est. Installed cost per sq. ft.	\$5.45	\$2.35	-\$3.10
Occupancy Ready Cost	\$5.46	\$2.65	-\$2.81
Cost of Ownership - 1 yr	\$6.09	\$4.96	-\$1.13
Cost of Ownership - 5 yrs	\$9.01	\$14.21	\$5.20
Cost of Ownership - 10 yrs	\$12.83	\$25.77	\$12.94
Cost of Ownership - 20 yrs	\$20.45	\$53.76	\$33.31
Cost of Ownership - 30 yrs	\$28.08	\$79.31	\$51.23
Pay Back Period			20 months
Return on Investment			60%

Disclaimer: All calculations and costs are based on using manufacturer recommendations for cleaning and maintenance. Cleaning times are calculated using ISSA 447 Cleaning Times at \$9.00 per hour. Installed costs are only estimates based on single color flat lay installation (unless otherwise noted). Your actual Cost of Ownership will fluctuate up or down based on local cost variables and can be influenced by actual maintenance practices and equipment used. Please contact your Forbo Representative to schedule a maintenance evaluation for your facility. * Additional Savings may be found using MCT with Topshield.

HOSPITALS (Corridors & Patient Rooms) 10,000 square feet

Per square foot	Marmoleum Sheet*	Vinyl Tile	Savings
Est. Installed cost per sq. ft.	\$4.76	\$2.35	-\$2.41
Occupancy Ready Cost	\$4.77	\$2.65	-\$2.12
Cost of Ownership - 1 yr	\$5.89	\$5.56	-\$0.33
Cost of Ownership - 5 yrs	\$10.75	\$17.18	\$6.43
Cost of Ownership - 10 yrs	\$16.99	\$31.72	\$14.73
Cost of Ownership - 20 yrs	\$29.48	\$65.65	\$36.17
Cost of Ownership - 30 yrs	\$41.96	\$97.15	\$55.19
Pay Back Period			14 months
Return on Investment			84%

Per square foot	Marmoleum Tile	Vinyl Tile	Savings
Est. Installed cost per sq. ft.	\$5.45	\$2.35	-\$3.10
Occupancy Ready Cost	\$5.46	\$2.65	-\$2.81
Cost of Ownership - 1 yr	\$6.58	\$5.56	-\$1.02
Cost of Ownership - 5 yrs	\$11.44	\$17.18	\$5.74
Cost of Ownership - 10 yrs	\$17.68	\$31.72	\$14.04
Cost of Ownership - 20 yrs	\$30.17	\$65.65	\$35.48
Cost of Ownership - 30 yrs	\$42.65	\$97.15	\$54.50
Pay Back Period			19 months
Return on Investment			64%

Disclaimer: All calculations and costs are based on using manufacturer recommendations for cleaning and maintenance. Cleaning times are calculated using ISSA 447 Cleaning Times at \$9.00 per hour. Installed costs are only estimates based on single color flat lay installation (unless otherwise noted). Your actual Cost of Ownership will fluctuate up or down based on local cost variables and can be influenced by actual maintenance practices and equipment used. Please contact your Forbo Representative to schedule a maintenance evaluation for your facility. * Additional Savings may be found using MCT with Topshield.

marmoleum®

dutch design



Forbo cooperated closely with twelve Dutch designers to create the Marmoleum Dutch Design collection.


The twelve designers were granted complete artistic freedom. Their inspiration was very personal: a favorite color, a shade with a great future or a color missing from the current ranges. The result is twelve unique colorings, twelve designs each telling their own story.



M0112 Sunflower Gold

M0212 Landscape of Colours

M0312 Tree



M0412 Twin Materials

M0512 2%

M0612 Luminous Flooring



M0712 Grey Matter

M0812 51°22'75" North
5°44'25" East

M0912 Naked

M1012 All the Colours of the Rainbow

M1112 Painted Fields

M1212 Red

marmoleum®

piano



This subtle Marmoleum design satisfies the demand for a linoleum with a non-marbled structure. When installed, it looks almost solid-colored. Its natural look combines well with natural materials and design elements. The twelve colors form a subdued palette to provide harmony in any combination.



3602 White Ashes

3601 Warm Grey

3606 Golden Glow

3610 Faded Brown

3609 Blue Mood

3605 Green Murmur



3603 Silent Blue

3604 Hidden Pink

3607 Grey Dusk

3608 Bleached Caramel

3612 Red Shadow

3611 Blue Stone

bulletin board[®]

Bulletin Board is the choice for schools, offices, and other environments where a functional, washable, tackable surface is needed. It is also applicable as a decorative finish to furniture, doors, or even moveable partitions.

Bulletin Board is extremely durable, has a low level of light reflectance, and will not warp or crumble. It is available in an attractive palette of 12 solid through colors.



marmoleum[®]

surface solutions



Marmoleum is ideal for all types of furniture applications, including office, restaurant, and retail.

Performance benefits of Marmoleum Surface Solutions include a no-glare matte finish, natural anti-static properties, ease of cleaning and maintenance, availability in large sheets for seamless applications, and cost effective installation.

Choose from any color of Marmoleum Real, Dual, Fresco, Vivace, Piano, Mineral, Prisma, Graphic or the Colourful Greys!




marmoleum[®]

colourful greys



Today's architects are increasingly selecting materials and colors to emphasize a specific spatial experience whereby light and reflections are used suggestively. Marmoleum Colourful Greys match this development perfectly.

The designs appear subtle - at first all one sees is grey - but on closer inspection, a marvel of color opens up.




marmoleum[®]

borders and corners

Marmoleum Borders and Corners are exceptionally precise, water-jet cut, made-to-order design elements that can be used to add unique, custom features to your floor design. Choose your individual color palette in any of the standard configurations. Once a request form is filled out and the product is ordered, standard delivery is within 4-6 weeks. Minimum order is 1 linear meter of border or 1 corner.

border size: 4 3/8" x 39 3/8"
corner size: 4 3/8" x 4 3/8"



comfort program


The Comfort Program is a collection of linoleum and vinyl floorcoverings that incorporate an acoustic layer to provide sound insulation and comfort under foot. Ideal applications include nurses stations, classrooms, auditoriums, libraries, and high-rise apartments.



marmoleum[®] decibel



Marmoleum Decibel is a natural, bacteriostatic linoleum floorcovering that provides sound insulation and comfort. Marmoleum Decibel features Topshield.




71335 70735 77935 79335 97035 76735 52735 51235

62135 81035 62435 62935 82535 84635 46535 61435

quartz decibel

Quartz Decibel combines sound insulation and enhanced walking comfort with easy cleaning and maintenance, dirt and scuff resistance, and high indentation resistance.



432723 432733 432702 432703 12792 11552 11762 11432

432708 432712 432705 432716 11532

432709 432732 432717 432727

eternal wood decibel

Eternal wood decibel is a "wood-look" vinyl floorcovering that features an acoustic layer for excellent sound insulation and enhanced walking comfort.



eternal wood

Eternal Wood is available in a range of fifteen popular types of wood, with natural colors that compliment a wide variety of contemporary project interiors.

Applications for Eternal Wood include laboratories, exam rooms, surgery areas, procedure rooms, eating areas, storage areas and clean rooms.



13902 Light Cherry 11402 Warm Beech 12662 Merbau

11492 Warm Cherry 11512 Natural Oak 11542 Traditional Oak 11562 Tropical Beech 11442 Washed Beech 11462 Light Maple

12952 Three-Width Oak 12582 Wenge 12802 Elegant Oak 12722 Small-Plank Teak 12462 American Red Oak 11592 Dark Maple



colorex[®]

SD/EC

ColoRex is a conductive floorcovering made of conductive chips that show improved and long lasting performance. Conductive coated chips form a solid, homogeneous compound which is stable in size and dimensions. This is the reason why the electrical properties of ColoRex tiles are constant, permanent and not influenced by either ambient humidity or aging of the product. This is the most important selection criterion, considering that the properties of a floor covering are required to be permanent and that performance to specifications will be subject to regular inspection.


Applications for ColoRex include computer control rooms, process control & survey rooms, testing of electronic devices, health care / special areas, raised floors and many clean room environments.



SD 150211 EC 250211 Gobi
SD 150201 EC 250201 Everest
SD 150204 EC 250204 Montblanc
SD 150205 EC 250205 Adula
SD 150207 EC 250207 Quartz



SD 150209 EC 250209 Basalt
SD 150213 EC 250213 Sahara
SD 150223 EC 250223 Atlantic
SD 150222 Niagara
SD 150227 Jasmine



forza

Forza is a flexible homogeneous vinyl sheet floorcovering. Forza features a polyurethane surface treatment, which eliminates the need for an initial application of floor finish and is anti-bacterial.

Applications for Forza include laboratories, exam rooms, surgery areas, procedure rooms, emergency rooms, patient rooms, pharmacies, physical therapy rooms, eating areas, storage areas, cafeterias, dining rooms, clean rooms, research labs and veterinary clinic exam/procedure/surgery rooms.



6503 6506 6571 6572 6581



6583 6596 6598 6574 6577



6586 6588 6518 6524 6528



6532 6511 6515 6536 6545

smaragd® new!


Unique construction makes Smaragd Classic and Marble resistant to heavy traffic, while providing a remarkable flexibility in the product for easy installation. Applications for Smaragd Classic and Marble include laboratories, exam rooms, surgery areas, procedure rooms, emergency rooms, patient rooms, pharmacies, physical therapy rooms, eating areas, storage areas, cafeterias, dining rooms, clean rooms, research labs and veterinary clinic exam / procedure / surgery rooms.



classic




marble




tractionstep® slip-resistant

Tractionstep Slip-Resistant is ideal for applications where standing moisture may be present or where superior slip-resistant performance is required. Applications include commercial kitchens, locker rooms/shower areas, indoor ramps, and hydrotherapy rooms. Its slip-resistance is achieved by embedding a substantial quantity of appropriately sized aluminum oxide and carborundum chips into the wear layer surface.



smooth




studded



Vinyl Sheet Quick Specs

PRODUCT	ASTM E-648/ NFPA 253 Critical Radiant Flux	ASTM F-970 STATIC LOAD	FEDERAL SPEC F-1303-90	WIDTH ROLL/GAUGE
QUARTZ™ decibel	CLASS 1	800 P.S.I.	Type 1, Grade 1, Class C Backing	79" (2 m), 60 y' (50 m) 82 lin ft (25 m), 0.131" (3.35 mm)
ETERNAL Wood decibel	CLASS 1	450 P.S.I.	Type 1, Grade 1, Class C Backing	79" (2 m), 60 y' (50 m) 82 lin ft (25 m), 0.134" (3.4 mm)
FORZA™	CLASS 1	1100 P.S.I.	(ASTM F1913) Meets or Exceeds	79" (2 m), 48 y' (40 m) 66 lin ft (20 m), 0.080" (2.0 mm)
ETERNAL Wood	CLASS 1	700 P.S.I.	Type 1, Grade 1, Class B Backing	79" (2 m), 60 y' (50 m) 82 lin ft (25 m), 0.090" (2.2 mm)
TRACTIONSTEP® Slip-Resistant	CLASS 1	700 P.S.I.	Type 1, Grade 1, Class B Backing	79" (2 m), 60 y' (50 m) 82 lin ft (25 m), 0.080" (2.0 mm)
SMARAGD®	CLASS 1	1500 P.S.I.	Type 1, Grade 1, Class B Backing	79" (2 m), 60 y' (50 m) 82 lin ft (25 m), 0.080" (2.0 mm)





Product Application Chart

Chart Key
 *** Best Choice/Excellent Performance
 ** Very Good Performance
 * Acceptable

Forbo floorcovering products are recommended for interior applications only.

AREA OF APPLICATION	MARMOLEUM	MCT	MARMOLEUM Surface Solutions	BULLETIN BOARD	FORZA™	ETERNAL	TRACTIONSTEP® Slip-Resistant	SMARAGD®	COLOREX
BANKS/OFFICES									
Elevator	**	***			*	*	*	*	*
Hallway/Corridor/Elevator Lobby	***				**	**	*	*	*
Locker Room/Shower Area	*	***			*	*	***	*	*
Office/Conference Room	***				**	**			
Public Area/Lobby	***				**	**		**	
Countertops/Desks/Furniture Systems			***						
Ramps (indoor)		**					***		
Restrooms	**				**	**	**		
Tackable Wall Surface/Partitions		***		***					
Vaults									*
Vending Area/Lunchroom	***		***		***	***		***	*
COMPUTER ROOMS									
Computer Room Areas	**								***
Desks/Furniture Systems			***						
Tackable Wall Surface/Partitions				***					
EDUCATIONAL/INSTITUTIONAL									
Cafeteria/Dining Room	***	***			***	***			*
Classroom/Hallway/Corridor/Dormitory	***				**	**		**	*
Locker Room		**					***		
Gymnasium/Multi-Purpose Room	**				*	*			
Jails/Prisons	***				**	**		**	
Kitchens/Food Prep							**		
Laboratory	**	**			***	***		***	***
Auditoriums	**								
Desks/Cupboards/Furniture Systems			***						
Tackable Wall Surface/Partitions									
Ramps (indoor)							***		
HEALTH CARE									
Hallway/Corridor/Elevator Lobby	***	**			**	**		**	*
Emergency Room	**				***	***			***
Exam/Procedure Room	**	***			***	***		***	***
Offices/Public Areas	***				**	**			
Patient Room	***	***			***	***		***	***
Pharmacy	***				***	***		***	***
Physical Therapy Room	***				***	***		***	***
Desks/Cupboards/Furniture Systems			***						
Utility Room/Service Area	**				***	***		***	
Tackable Wall Surface/Partitions									
Surgery/Scrub Area/Lab					***	***	**	***	***
Hydrotherapy Room							***		***
Ramps (indoor)							***		
HOSPITALITY/RESTAURANT									
Eating Area	***	**			***	***		***	
Exercise Room	**				**	**			
Checkout Counters/Countertop/Tabletops		***	***						
Stage/Dance Floor	***								
Tackable Wall Surface/Partitions				***					
INDUSTRIAL									
Clean Room/Sterile Packaging					***	***		***	***
Conductive/Static Dissipative									***
Pharmaceutical		*							***
Research/Production Lab	*				***	***	*		***
Small Parts Assembly	**	**			**	**	*	**	***
Warehouse/Manufacturing Area	**				**	**	**		***
Tackable Wall Surface/Partitions				***					
MILITARY									
Barracks/Housing	***				**	**	**	**	
Desks/Furniture Systems	**		***						
Shipboard	***				**	**	**	**	
SUPERMARKET/RETAIL									
Boutique/Specialty Shop/Elevator Lobby	***	**			**	**		**	
Deli/Bakery	**				*	*	***		
Tackable Wall Surface/Partitions				***					
Checkout counters/Table tops			***						
Sales Floor/Aisles	***				*	*		*	**
Frozen Food/Dairy/Produce							***		
VEGETARIAN DINING/HOSPITAL									
Exam/Procedure/Surgery Room	**				***	***	*	***	***
Kennel Area					***	***	***		
Tackable Wall Surface/Partitions				***					
Desks/Furniture Systems			***						

