


ROOF ACCESSORIES

07 72 00/BIL
BuyLine 0031



Roof Access Hatches



Automatic Fire Vents



Hatch Railing Systems



Roof Access Hatches

Bilco roof hatches provide safe and convenient access to roof areas by means of an interior ladder, ship stair, or service stair. A variety of special sizes are also available to provide an accessible way to install or remove large pieces of equipment from a building.

Heavy duty slam latch securely locks cover in the closed position. Interior/exterior padlock hasps provide additional security.
 (Note: Double leaf roof hatches and roof hatches over 7'0" (2.13m) in length have a 2-point latch.)

Interior reinforcing members are welded in place for cover strength and rigidity

Rugged hold-open arm automatically locks the cover in the open position. Grip handle allows for easy, one-hand release and closing

Fully insulated cover and curb

Extruded EPDM rubber gasket permanently adhered to the underside of cover. Finger design ensures complete weathertightness

Fully enclosed compression springs counterbalance the cover for smooth, easy and controlled operation regardless of size or weight

Features & Benefits of Bilco Roofing Products

- Weathertight construction
- Fully insulated and gasketed for energy efficiency
- Corrosion resistant hardware
- Bilclip® Flashing System for ease of installation
- Custom sizes and options are readily available
- Available with the Bil-Guard® Hatch Rail System

Type S shown

All Bilco roof products feature pre-punched capflashing to receive the Bil-Guard® Hatch Rail System



Automatic Fire Vents

07 72 00/BIL

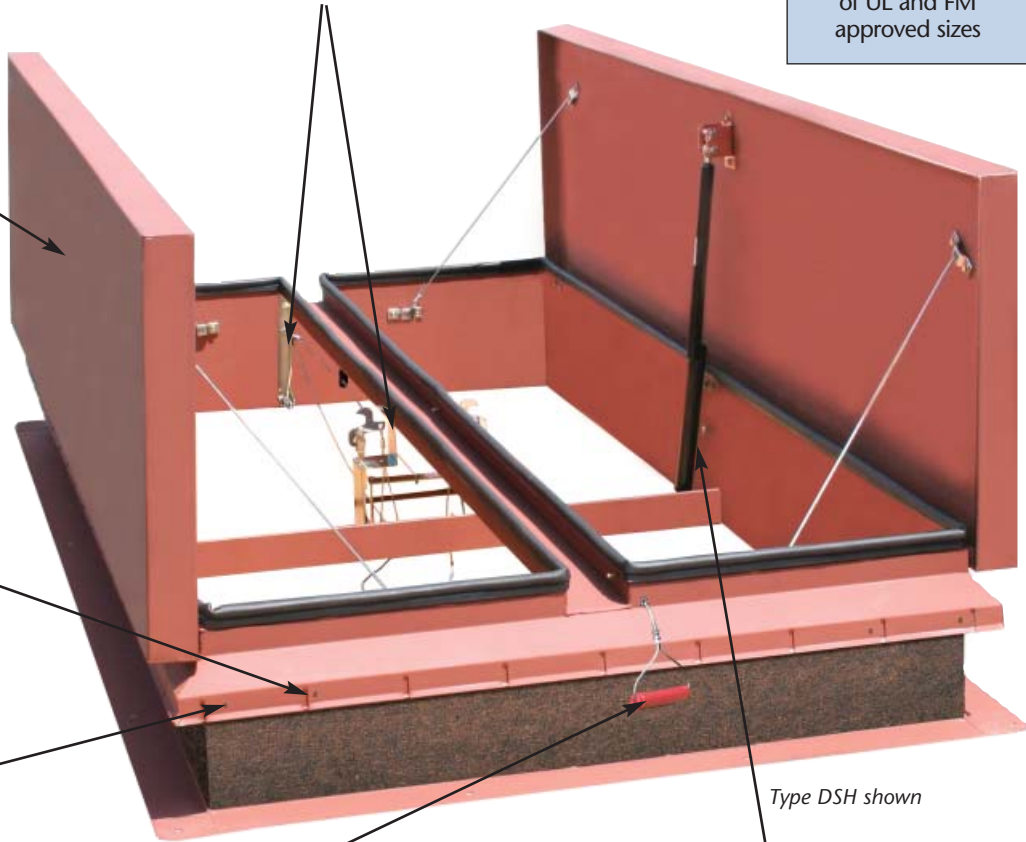
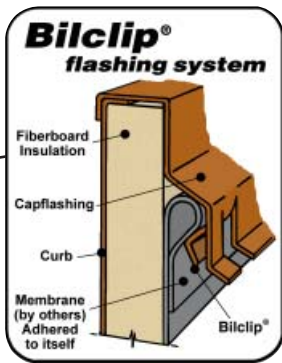
BuyLine 0031

Automatic Fire Vents protect property and aid firefighters in bringing a fire under control by removing smoke, heat, and gases from a burning building. Fire vents are ideally suited for large expanses of unobstructed space such as factories, warehouses, auditoriums, and retail facilities.

Thermolatch® II latching mechanism with curb mounted fusible link housing for quick and easy resetting at the roof level

Available in a number of UL and FM approved sizes

Fully insulated and gasketed covers for weathertight performance



Type DSH shown

Exterior and interior (not shown) pull release handles for manual operation

Gas springs open covers against a 10 psf (49 kg/m²) snow/ wind load and integral dampers ensure a controlled rate of operation. Covers automatically lock in the open position upon vent activation.
(Note: Single leaf models are supplied with compression spring operators and shock absorber)



Roof Access Hatches/Automatic Fire Vents

The Bilco Company offers a complete line of roof hatches and automatic fire vents. Product details, 3-part specifications, and CAD files can all be found on our website. Simply use the tables below to determine the model required and log-on to www.bilco.com for more information. In addition to the standard models shown, Bilco offers many options and can custom fabricate products to meet your specific design and size requirements. Additional information, including contact information for your local Bilco representative, can also be found on our website.

Standard Roof Access Hatch Sizes

SIZE width x length	APPLICATION	MODEL			
		STEEL	ALUMINUM	STAINLESS STEEL	SKYLIGHT COVER
36" x 30"	Ladder Access	S-20	S-50	S-90	GS-50
36" x 36"	Ladder Access	E-20	E-50	E-90	GSS-50
30" x 54"	Ship Stair Access	NB-20	NB-50	NB-90	GSS-50
30" x 96"	Service Stair Access	L-20	L-50	L-90	GSS-50
48" x 48"	Equipment Access	F-20	F-50	F-90	GSS-50

Special sizes can be supplied when specified in single leaf (Type SS) and double leaf (Type D) designs. Models are also available with aluminum covers and steel curbs.

Standard Automatic Fire Vent Sizes

SIZE width x length	TYPE	MODEL			
		STEEL	ALUMINUM	SKYLIGHT COVER	ACOUSTICAL
36" x 30"	Single Leaf	S-20SV	S-50SV	GS-50SV	X
30" x 54"	Single Leaf	NB-20SV	NB-20SV	GSS-50SV	X
30" x 96"	Single Leaf	L-20SV	L-20SV	GSS-50SV	X
48" x 48"	Double Leaf	DSH4848	DSH4848B	LV4848B	ACDSH4848
48" x 72"	Double Leaf	DSH4872	DSH4872B	LV4872B	ACDSH4872
48" x 90"	Double Leaf	DSH4890	DSH4890B	X	ACDSH4890
48" x 96"	Double Leaf	DSH4896	DSH4896B	LV4896B	ACDSH4896
60" x 60"	Double Leaf	DSH6060	DSH6060B	LV6060B	ACDSH6060
60" x 72"	Double Leaf	DSH6072	DSH6072B	X	X
60" x 84"	Double Leaf	DSH6084	DSH6084B	X	X
60" x 96"	Double Leaf	DSH6096	DSH6096B	LV6096B	ACDSH6096
60" x 120"	Double Leaf	DSH60120	DSH60120B	X	X
66" x 66"	Double Leaf	DSH6666	DSH6666B	X	X
66" x 144"	Double Leaf	DSH66144*	DSH66144B*	LV66144B*	ACDSH66144*
72" x 72"	Double Leaf	DSH7272	DSH7272B	X	ACDSH7272

*This size has four covers. DSH Models are also available with aluminum covers and steel curbs.

Common Options

- Stainless steel hardware
- Special finishes
- Indicator switches for alarm systems
- Built-in louvers
- Curb modification for standing seam roof panels
- Styrofoam or urethane insulation
- Motorized or winch operation

Roof Access Hatch Options

- Keyed cylinder locks
- Detention locks
- Emergency Egress locks
- Security glazing

Automatic Fire Vent Options

- Electric activation for fire alarms
- Explosion release vents
- Security grilles
- Lockable pull release enclosure

Bil-Guard[®] Hatch Rail System

Provides a permanent means of fall protection for roof hatch and fire vent openings. Tested and proven to meet OSHA fall protection standards.



Bilco ladderUP[®] safety post

Provides easier, safer ladder access through roof hatches. Telescoping post permanently mounts to the top two rungs of any fixed ladder.



The Bilco Company

P.O. Box 1203 • New Haven, CT 06505
(203) 934-6363 • Fax (203) 933-8478 • www.bilco.com • e-mail: bilco@bilco.com

