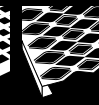
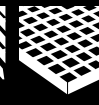






GRIP STRUT<sup>®</sup>  
PLANK  
GRATING  
PRODUCT CATALOG

**McNICHOLS CO.**  
Industrial & Architectural Hole Product Solutions since 1952  
800.237.3820 | [mcnichols.com](http://mcnichols.com)



©COOPER B-

GRIP STRUT® PLANK & WALKWAY

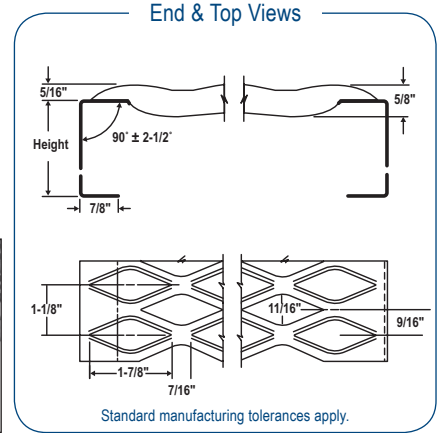
GRIP STRUT® has a non-slip diamond surface that is ideal for safety applications where mud, ice, snow, oil and detergents can create hazardous walking conditions. In addition to low material cost and nominal installation cost, GRIP STRUT® provides long-term value with rust-resisting materials and choices.



GRIP STRUT® PLANK


WEB CODE: GPS1

The surface of the planks have diamond-shaped openings with serrated edges, making them slip resistant in every direction under practically all conditions. GRIP STRUT® is also available in stair treads and ladder rungs. See page 18 for more details on our ladder rungs.



PRODUCT OPTIONS

Materials: Plain Steel, Galvanized Steel, Stainless Steel, Aluminum  
 Gauges: 12, 14, 16 (Stainless), .080, .100 (Alum.)  
 Heights: 1-1/2", 2", 2-1/2", 3"  
 Widths: 4-3/4", 7", 9-1/2", 11-3/4", 18-3/4", 24"  
 Lengths: 10' or 12' stock, cut-to-size



LOAD TABLE: 2-DIAMOND PLANK (4-3/4" Width) 2.2

Item Number	Ht. (mm)	#/LF (kg/m)	Clear Span																	
			2'	2'6"	3'	3'6"	4'	4'6"	5'	5'6"	6'	6'6"	7'	7'6"	8'	9'	10'	11'	12'	
STEEL 14 GAUGE																				
24021514	1-1/2" (38.1)	2.3" (3.42)	U	1324	849	591	435	334	265	215	179	151	10' and 12' lengths available for most sizes. Galvanized available in 14 gauge and 12 gauge. Visit <a href="http://mcnichols.com">mcnichols.com</a> for more information.							
			D	.06	.10	.14	.20	.26	.32	.40	.49	.58								
			C	524	420	351	301	265	236	213	195	179								
24022014	2" (50.8)	2.6" (3.87)	U	2198	1409	980	721	553	438	356	295	248	212	184	161	142	113	93		
			D	.06	.09	.13	.17	.23	.29	.35	.43	.51	.60	.70	.81	.92	1.18	1.47		
			C	870	697	582	499	438	390	352	321	295	273	255	239	225	201	183		
STEEL 12 GAUGE																				
24021512	1-1/2" (38.1)	3.2" (4.76)	U	1751	1123	782	576	443	351	286	237	200	172	149	131	116	U - Uniform Load (lbs/SF) C - Concentrated Load D - Deflect on (inches)			
			D	.07	.11	.15	.21	.27	.35	.43	.52	.62	.74	.86	.99	1.14				
			C	693	556	464	399	350	313	283	258	238	221	206	194	183				
24021512	2" (50.8)	3.6" (5.36)	U	2792	1790	1245	917	703	557	453	375	317	271	235	205	181	145	119	99	85
			D	.05	.08	.12	.17	.22	.28	.34	.42	.50	.59	.69	.79	.91				
			C	1105	886	739	635	557	496	448	409	376	348	325	305	287	258	235	216	201
ALUMINUM ALLOY 5052 12 GAUGE .080"																				
270220-A10	2" (50.8)	.92" (1.37)	U	1463	937	650	478	366	289	234	194	162	138	119	Spans in blue shaded area produce deflection of 1/4" or less under uniform load of 100 lbs/SF.					
			D	.08	.13	.18	.25	.33	.42	.52	.63	.74	.87	1.02						
			C	579	463	386	331	290	257	232	211	192	177	165						

LOAD TABLE: 4-DIAMOND PLANK (9-1/2" Width) 2.4

Item Number	Ht. (mm)	#/LF (kg/m)	Clear Span																	
			2'	2'6"	3'	3'6"	4'	4'6"	5'	5'6"	6'	6'6"	7'	7'6"	8'	9'	10'	11'	12'	
STEEL 14 GAUGE																				
24041514	1-1/2" (38.1)	3.6" (5.36)	U	663	426	296	219	168	134	109	90	77	10' and 12' lengths available for most sizes. Galvanized available in 14 gauge and 12 gauge. Visit <a href="http://mcnichols.com">mcnichols.com</a> for more information.							
			D	.06	.10	.14	.20	.26	.33	.41	.50	.59								
			C	525	421	352	303	266	238	215	197	182								
STEEL 12 GAUGE																				
24041512	1-1/2" (38.1)	5.0" (7.44)	U	906	581	405	298	229	182	148	123	104	89	77	67	60	U - Uniform Load (lbs/SF) C - Concentrated Load D - Deflection (inches)			
			D	.07	.11	.16	.21	.28	.36	.44	.54	.64	.76	.89	1.02	1.17				
			C	718	575	481	413	363	324	292	267	246	228	213	200	189				
24042012	2" (50.8)	5.4" (8.04)	U	1398	896	624	460	353	280	228	189	160	137	119	104	92	74	61	51	43
			D	.05	.08	.11	.16	.20	.26	.32	.39	.47	.55	.65	.75	.85	1.10	1.38	1.69	2.03
			C	1107	887	741	637	559	499	451	412	380	353	329	309	292	264	241	222	206
STAINLESS STEEL 16 GAUGE																				
28042016	2" (50.8)	3.2" (4.76)	U	720	462	322	238	183	145	118	98	83	71	59	Spans in blue shaded area produce deflection of 1/4" or less under uniform load of 100 lbs/SF.					
			D	.05	.08	.11	.16	.20	.26	.32	.39	.47	.55	61						
			C	570	457	382	329	289	258	234	214	197	184	165						
ALUMINUM ALLOY 5052 12 GAUGE .080"																				
270415	1-1/2" (38.1)	1.28" (1.90)	U	499	319	222	163	124	98	This technical information provided is a reference for evaluation by technically skilled persons only, with any use thereof to be at their independent discretion and risk. McNichols shall have no responsibility or liability for results obtained or damages resulting from improper evaluation or use of grating.										
			D	.10	.15	.22	.31	.40	.51											
			C	395	316	263	226	197	175											
270420	2" (50.8)	1.37" (2.03)	U	732	468	325	239	183	145	117	97	81	69							
			D	.08	.13	.18	.25	.33	.42	.52	.63	.74	.87							
			C	568	463	386	331	290	257	232	211	192	177							

LOAD TABLE: 3-DIAMOND PLANK (7" Width) 2.3

Item Number	Ht. (mm)	#/LF (kg/m)	Clear Span																
			2'	2'6"	3'	3'6"	4'	4'6"	5'	5'6"	6'	6'6"	7'	7'6"	8'	9'	10'	11'	12'
STEEL 14 GAUGE																			
24031514	1-1/2" (38.1)	3.0" (4.46)	U	899	577	402	269	227	180	147	122	103	10' and 12' lengths available for most sizes. Galvanized available in 14 gauge and 12 gauge. Visit <a href="http://mcnichols.com">mcnichols.com</a> for more information.						
			D	.06	.10	.14	.20	.26	.33	.40	.49	.59							
			C	524	421	351	302	265	237	214	196	180							
24032014	2" (50.8)	3.2" (4.76)	U	1492	957	665	490	376	298	242	201	169	145	125	110	97	77	63	
			D	.06	.09	.13	.17	.23	.29	.35	.43	.51	.61	.71	.81	.93	1.19	1.49	
			C	871	697	582	500	439	391	353	322	296	275	256	240	226	203	185	
STEEL 12 GAUGE																			
24031512	1-1/2" (38.1)	4.1" (6.10)	U	1189	763	532	392	301	239	195	162	137	118	102	90	79	U - Uniform Load (lb/SF) C - Concentrated Load D - Deflect on (inches)		
			D	.07	.11	.15	.21	.27	.35	.43	.52	.63	.74	.87	1.00	1.15			
			C	694	556	465	400	352	314	284	260	240	223	208	196	185			
270320-A10	2" (50.8)	1.15" (1.71)	U	993	636	441	324	248	196	159	131	110	93	80	Spans in blue shaded area produce deflection of 1/4" or less under uniform load of 100 lbs/SF.				
			D	.08	.13	.18	.25	.33	.42	.52	.63	.74	.86	1.00					
			C	579	463	386	331	290	257	232	211	192	177	165					

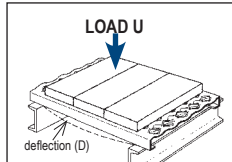


Figure 1 UNIFORM LOAD (U) application to all grating: Maximum load (lb/SF) permitted by flexural stress in side rail or grating strut, whichever is lower, applied to entire grating area (full-width by clear span) between supports.

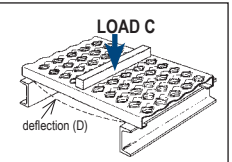


Figure 2 CONCENTRATED LOAD (C) application to all walkways/planks: Maximum load (lb) permitted by flexural stress in side rail or grating strut, whichever is lower, applied transversely to total width of grating at mid-span and assumed to be carried equally by both side rails.

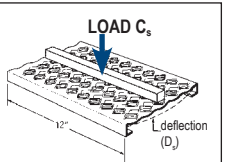


Figure 3 CONCENTRATED LOAD (Cs) application to grating surface struts of all walkways/planks: Maximum load (lb/ft.) permitted by flexural stress in grating strut, applied longitudinally to a 1 ft. length of grating at mid-width.

DEFLECTION (D) in all walkways/planks: Deflection (in) corresponding to maximum load (U) or (C) permitted by flexural stress in side rail or grating strut, whichever is lower, applied as defined in Figs. 1 or 2, and 3.

DEFLECTION (D) in all walkways/planks: Deflection (in) corresponding to maximum load (U) or (C) permitted by flexural stress in side rail or grating strut, whichever is lower, applied.

STRUT DEFLECTION (D) in all walkways/planks: Deflection (in) corresponding to maximum concentrated load (Cs), permitted by flexural stress in grating surface strut, applied longitudinally to a 1 ft. length of grating at mid-width.



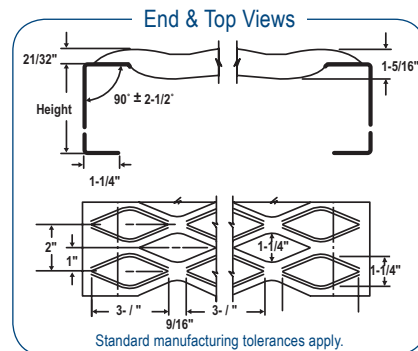
GRIP STRUT® HEAVY-DUTY PLANK & WALKWAY



GRIP STRUT® HEAVY-DUTY PLANK

WEB CODE: GPP5

Heavy-Duty GRIP STRUT® Planks are designed for larger loads and longer spans with its heavy 10 gauge construction. Diamond openings are larger than standard planks.



PRODUCT OPTIONS

Materials: Galvanized Steel Widths: 9-1/4" (stock), 13-3/4", 23-1/4", 36"  
 Gauges: 10 Heights: 2" (stock), 2-1/2", 3", 4"  
 Lengths: 12'

LOAD TABLE: 2-DIAMOND HD PLANK (9-1/4" Width) 2.2H

Item Number	Ht. (mm)	#/LF (kg/m)	Clear Span																	
			2'	2'6"	3'	3'6"	4'	4'6"	5'	5'6"	6'	6'6"	7'	7'6"	8'	9'	10'	11'	12'	
24H22010	2" (50.8)	7.4 (11.0)	U	2681	1716	1141	876	699	529	428	354	300	253	218	191	167	132	109	90	74
			D	.05	.08	.11	.15	.19	.24	.30	.35	.41	.47	.54	.62	.69	.85	1.04	1.24	1.45
			C	2067	1653	1378	1181	1033	919	827	752	689	636	590	551	517	459	413	376	344
			D	.04	.06	.09	.12	.15	.19	.24	.28	.33	.38	.44	.49	.55	.68	.81	.96	1.16

LOAD TABLE: 3-DIAMOND HD PLANK (13-3/4" Width) 2.3H

Item Number	Ht. (mm)	#/LF (kg/m)	Clear Span																	
			2'	2'6"	3'	3'6"	4'	4'6"	5'	5'6"	6'	6'6"	7'	7'6"	8'	9'	10'	11'	12'	
	2-1/2" (63.5)	10.0 (14.9)	U	2733	1794	1214	893	683	539	437	361	304	259	223	194	170	136	110	92	76
			D	.05	.07	.10	.14	.18	.23	.27	.32	.36	.42	.49	.55	.62	.79	.96	1.15	1.35
			C	3133	2507	2089	1790	1567	1393	1253	1139	1044	964	895	836	783	696	627	570	522
			D	.04	.06	.08	.11	.14	.18	.22	.25	.29	.34	.39	.44	.50	.63	.76	.91	1.08

LOAD TABLE: 5-DIAMOND HD PLANK (23-1/4" Width) 2.5H

Item Number	Ht. (mm)	#/LF (kg/m)	Clear Span																	
			2'	2'6"	3'	3'6"	4'	4'6"	5'	5'6"	6'	6'6"	7'	7'6"	8'	9'	10'	11'	12'	
	2" (50.8)	14.4 (21.4)	U	1034	661	459	337	258	204	165	136	116	97	84	73	65	51	42	34	29
			D	.04	.06	.08	.11	.14	.18	.22	.25	.29	.34	.39	.44	.50	.63	.76	.91	1.08
			C	2067	1653	1378	1181	1033	919	827	752	689	636	590	551	517	459	413	376	344
			D	.04	.06	.09	.12	.15	.19	.24	.28	.33	.38	.44	.49	.55	.68	.81	.96	1.16
	2-1/2" (63.5)	14.8 (22.0)	U	1617	1034	718	528	404	319	259	214	180	153	132	115	101	81	65	54	45
			D	.05	.07	.10	.14	.18	.23	.27	.32	.36	.42	.49	.55	.62	.79	.96	1.15	1.35
			C	3133	2507	2089	1790	1567	1393	1253	1139	1044	964	895	836	783	696	627	570	522
			D	.03	.05	.07	.09	.11	.12	.17	.21	.24	.28	.31	.35	.39	.47	.55	.64	.76

LOAD TABLE: 8-DIAMOND HD PLANK (36" Width) 2.8H

Item Number	Ht. (mm)	#/LF (kg/m)	Clear Span																	
			2'	2'6"	3'	3'6"	4'	4'6"	5'	5'6"	6'	6'6"	7'	7'6"	8'	9'	10'	11'	12'	
	2" (50.8)	19.9 (29.6)	U	689	441	306	225	172	136	110	91	77	65	56	49	43	34	28	23	19
			D	.05	.08	.11	.15	.19	.24	.30	.35	.41	.47	.54	.62	.69	.85	1.04	1.24	1.45
			C	2067	1653	1378	1181	1033	919	827	752	689	636	590	551	517	459	413	376	344
			D	.04	.06	.09	.12	.15	.19	.24	.28	.33	.38	.44	.49	.55	.68	.81	.96	1.16

U - Uniform Load (lbs/SF) C - Concentrated Load D - Deflection (inches)

GRIP STRUT® HD STAIR TREADS

	2'	2'6"	3'	4'
U	2412	1544	1026	629
C	1860	1487	1240	929

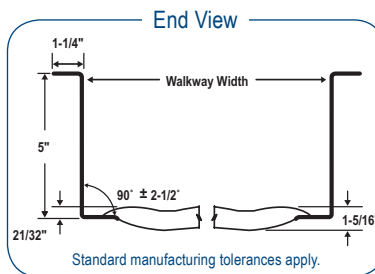
Material: Steel 10 ga. Widths: 9-1/4"  
 Height: 2" Lengths: 24" to 48"  
 #/LF: 7.4



GRIP STRUT® HEAVY-DUTY WALKWAY

WEB CODE: GPP5

Heavy-Duty GRIP STRUT® Walkway is designed for larger loads and longer spans due to its heavy 10 gauge construction. Diamond openings are larger than standard planks. Heavy-Duty GRIP STRUT® Walkway is commonly used in process plants, refineries, conveyor walkways, grain elevators, more.



LOAD TABLE: 5-DIAMOND HD WALKWAY (24" Width) 2.5HW

Item Number	Depth (mm)	#/LF (kg/m)	Clear Span																	
			4'	5'	6'	7'	8'	9'	10'	11'	12'	13'	14'	15'	16'	18'	20'	22'	24'	
	5" (127)	17.5 (26.0)	U	937	600	417	306	234	185	150	124	104	89	77	67	59	46	38	31	26
			D	.38	.39	.42	.38	.38	.38	.39	.47	.56	.66	.77	.88	1.01	1.26	1.59	1.89	2.25
			C	3750	3000	2500	2143	1875	1667	1500	1364	1250	1153	1071	1000	938	833	750	682	625
			D	.30	.31	.34	.31	.30	.30	.31	.36	.45	.53	.61	.70	.80	1.01	1.25	1.51	1.80

LOAD TABLE: 6-DIAMOND HD WALKWAY (30" Width) 2.6HW

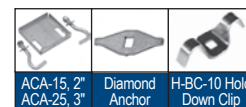
Item Number	Ht. (mm)	#/LF (kg/m)	Clear Span																	
			4'	5'	6'	7'	8'	9'	10'	11'	12'	13'	14'	15'	16'	18'	20'	22'	24'	
24H6501012	5" (127)	19.9 (29.6)	U	916	586	407	299	229	182	146	121	102	87	75	65	57	45	36	30	25
			D	.37	.43	.40	.40	.46	.42	.41	.41	.49	.57	.66	.75	.86	1.09	1.33	1.62	1.92
			C	4584	3666	3056	2619	2291	2037	1834	1667	1528	1410	1309	1222	1146	1019	916	834	763
			D	.30	.34	.32	.32	.37	.34	.33	.33	.39	.45	.53	.61	.69	.87	1.08	1.30	1.55

PRODUCT OPTIONS

Materials: Galvanized Steel  
 Gauges: 10  
 Widths: 24", 30" (stock), 36"  
 Lengths: 12'  
 Depth: 5"

CLIPS & FASTENERS

For a list of clips and fasteners and their purpose please see [mcnichols.com](http://mcnichols.com).



# Inspired to serve!™

Discover what literally hundreds of thousands of customers have come to know and trust since 1952 - **McNICHOLS** is the worldwide leader in providing Perforated Metal, Expanded Metal, Wire Mesh, Designer Metals, as well as a full line of Grating and Flooring Products. Our loyal customers continue to rely on our experience, vast product inventory and shipping options to produce the right hole solution for their projects. As an ISO 9001:2008 certified company, we will provide you with an unsurpassed level of **Service, Quality, and Performance...** that's The Hole Story®!



## SERVICE

Whether your requirements are large or small, our highly trained Hole Team Associates are committed to meeting your needs accurately and efficiently.

## QUALITY

All of our service centers are ISO 9001:2008 certified with fabricators that are American Welding Society (AWS) Certified. Our quality programs help insure that you receive your hole products with the highest level of service.

## PERFORMANCE

With same day stock shipment we can meet your needs in the fastest, most efficient manner possible. Our number one goal is to serve our customers by getting hole products to them when they need it.



Fabrication Services available - please inquire.

## INDUSTRIES SERVED

We are privileged to serve thousands of customers across many industries. Below are just a few of the industries we serve:

- |               |                   |               |
|---------------|-------------------|---------------|
| Architectural | Government        | Manufacturing |
| Construction  | Hospitality       | Marine        |
| Distributors  | Maintenance       | Residential   |
| Energy        | Metal Fabrication | Utilities     |

## HOW TO ORDER

Ordering is easy!

Just call **800.237.3820**  
or visit **mcnichols.com**.  
(español) **800.237.9212**  
(International) **813.739.1095**

To better assist you, please have the following information available:

- Application or use of product
- Material
- Size
- Quantity
- Finish / Surface
- Fabrication Services
- Accessories

## CONTACT US

Reaching us is now even easier!

On-line: **mcnichols.com**  
Email: **sales@mcnichols.com**  
(español) **ventas@mcnichols.com**  
App: **McNICHOLS CO.** (Free download)  
Phone: **800.237.3820**  
(español) **800.237.9212**  
(International) **813.739.1095**

You can also find us on Facebook, LinkedIn, Pinterest and Twitter.



Look for these convenient QR Codes throughout our catalog and scan with your smart phone for more product details. You may also type in the web codes provided in this catalog at **mcnichols.com**.

## LOCATIONS

We have 18 service centers strategically located throughout the U.S. to provide our customers with fast service!

### CORPORATE HEADQUARTERS

2502 N. Rocky Pt. Drive, Ste. 750, Tampa, FL 33607  
PO Box 30300, Tampa, FL 33630

- |   |  |
|---|--|
| <b>ATLANTA</b><br>Bldg 6, #300<br>1980 Shiloh Road NW<br>Kennesaw, GA 30144 | <b>HOUSTON</b><br>16405 Air Center Blvd.#100<br>Houston, TX 77032          |
| <b>BALTIMORE</b><br>9070 Junction Drive #M<br>Annapolis Junction, MD 20701  | <b>KANSAS CITY</b><br>15341 W. 100th Terrace<br>Lenexa, KS 66219           |
| <b>BOSTON</b><br>33 High Street<br>North Billerica, MA 01862                | <b>LOS ANGELES</b><br>14108 Arbor Place<br>Cerritos, CA 90703              |
| <b>CHARLOTTE</b><br>2307 Distribution Ctr. Dr., #F<br>Charlotte, NC 28269   | <b>MINNEAPOLIS</b><br>22 Fifth Avenue NW<br>New Brighton, MN 55112         |
| <b>CHICAGO</b><br>251 Wille Road #C<br>Des Plaines, IL 60018                | <b>NJ/NYC Area</b><br>2 Home News Row<br>New Brunswick, NJ 08901           |
| <b>CINCINNATI</b><br>3470 E. Kemper Road<br>Cincinnati, OH 45241            | <b>PHOENIX</b><br>5525 W. Latham Street, #7<br>Phoenix, AZ 85043           |
| <b>CLEVELAND</b><br>4889 NEO Parkway<br>Cleveland, OH 44128                 | <b>SAN FRANCISCO</b><br>174 Lawrence Drive, Suite G<br>Livermore, CA 94551 |
| <b>DALLAS</b><br>3540 W. Miller Road, #240<br>Garland, TX 75041             | <b>SEATTLE</b><br>1221-A 29th Street NW<br>Auburn, WA 98001                |
| <b>DENVER</b><br>OPENING 2013   | <b>TAMPA</b><br>9401 Corporate Lake Drive<br>Tampa, FL 33634               |

