

DOUBLE LEAF SPECIFICATIONS

NO CHANGES WITHOUT PRIOR UL NOTIFICATION AND FM APPROVAL

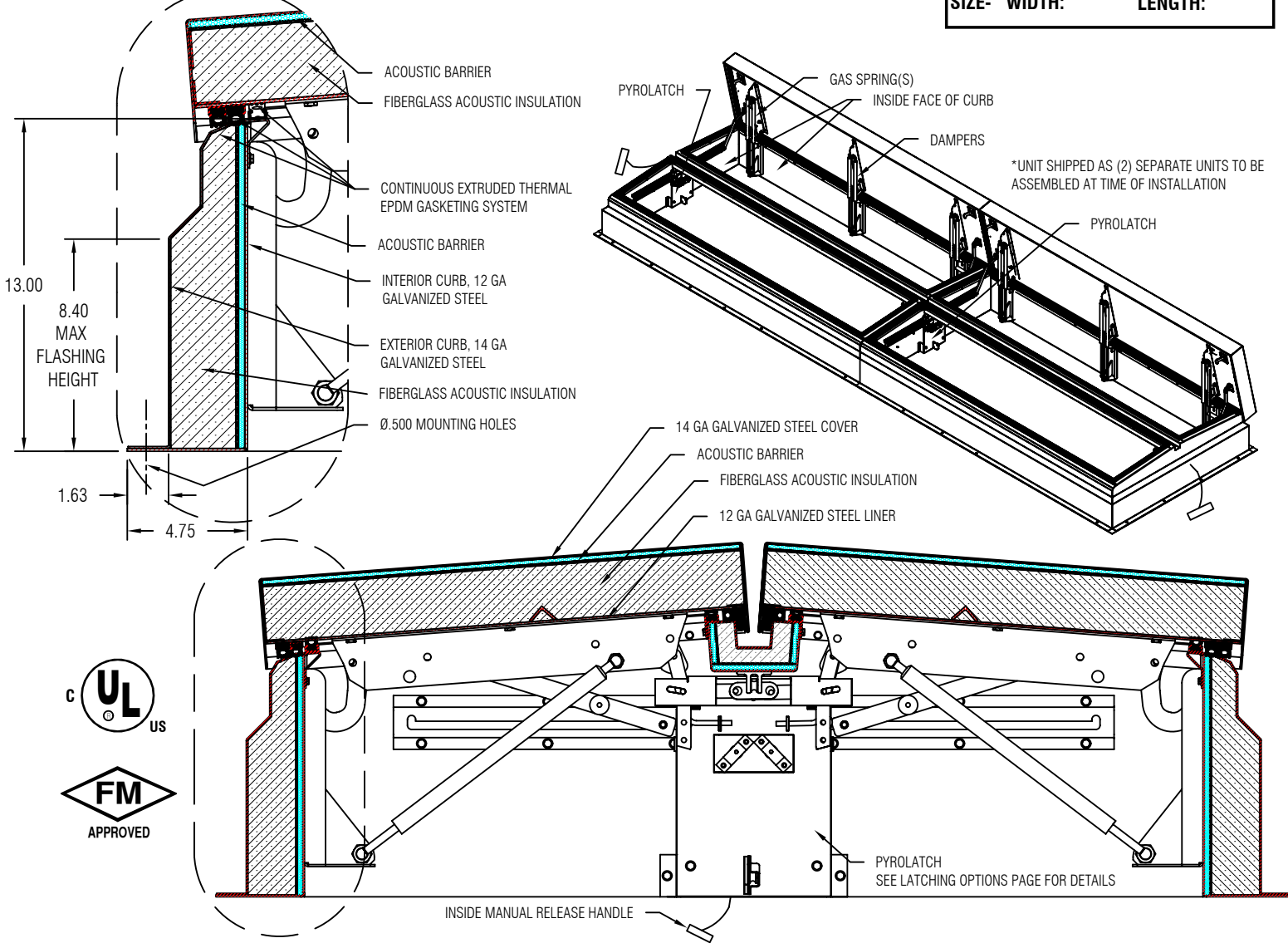
- COVER: 14 GAUGE GALVANIZED STEEL
- LINER: 12 GAUGE GALVANIZED STEEL
- INTERIOR CURB: 12 GAUGE GALVANIZED STEEL
- EXTERIOR CURB: 14 GAUGE GALVANIZED STEEL
- SPRING: HIGH PRESSURE GAS SPRINGS OPEN COVERS AGAINST 10 PSF SNOW OR WIND LOAD
- HARDWARE: ZINC PLATED STEEL
- LATCH: TANDEM ZINC PLATED PYROLATCHES WITH INSIDE AND OUTSIDE RELEASE HANDLE AND AN AUTOMATIC RELEASE MECHANISM ASSISTED WITH 165° FUSIBLE LINKS. DESIGNED TO HOLD COVERS CLOSED AGAINST A 90 PSF WIND UPLIFT.
- HINGE: ZINC PLATED STEEL TAMPER PROOF HINGE CONTAINED WITHIN HATCH AS PART OF SPRING ASSEMBLY
- INSULATION: 3" THICK ACOUSTIC INSULATION IN COVER AND 1.75" ON CURB PERIMETER
- STC RATING: **45**
- OITC RATING: **37**
- HOLD OPEN ARM: ZINC PLATED STEEL
- FINISH: POWDER COAT PAINT

SIZE(S) AVAILABLE (WIDTH X LENGTH)
UL LISTED COUPLED SIZES WITHIN RANGE 48 X 132 TO 72 X 192
FM APPROVED COUPLED SIZES WITHIN RANGE 48 X 132 TO 72 X 192 MULTIPLE SECTION MAX SIZE 72 X 192

*WIDTH AND LENGTH DIMENSIONS ARE FROM THE INSIDE FACE OF CURB TO INSIDE FACE OF CURB
*EFFECTIVE VENTING AREA = 80% W X L

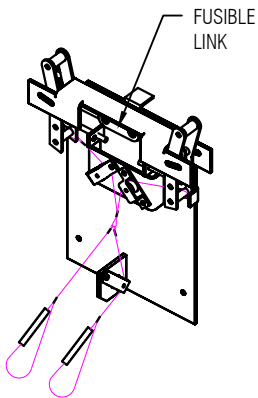
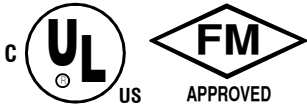
SIZE- WIDTH:	LENGTH:
--------------	---------

General shop drawing - NOT TO SCALE



PYROLATCH OPTIONS

PYROLATCH WITH THERMAL FUSIBLE LINK



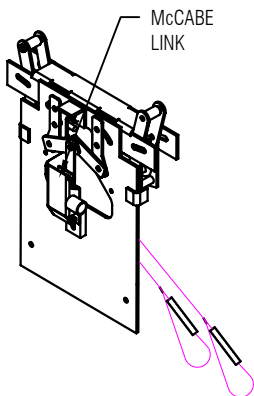
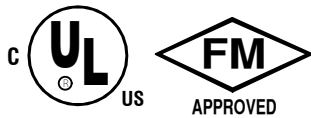
OPENING METHOD

- **MANUAL**
EXTERNAL PULL AND INTERNAL PULL
(10 FT OF CABLE PROVIDED)
- **THERMAL VIA FUSIBLE LINK**
 - 165°F (standard)
 - 212°F
 - 350°F

CLOSING METHOD

- SMOKE VENT COVERS MANUALLY CLOSED FROM THE EXTERIOR AT ROOFTOP
- REPLACE MELTED FUSIBLE LINKS AT SMOKE VENT LOCATION SMOKE VENT COVERS MANUALLY CLOSED FROM THE EXTERIOR AT ROOFTOP

PYROLATCH WITH MC CABB THERMAL/ELECTRICAL LINK



OPENING METHOD

- **MANUAL**
EXTERNAL PULL AND INTERNAL PULL
(10 FT OF CABLE PROVIDED)
- **THERMAL VIA McCABE LINK**
 - 165°F (standard)
 - 212°F
 - 285°F
- **ELECTRICAL VIA McCABE LINK**
OPENS VENT WITH AN ELECTRICAL SIGNAL FROM A FIRE ALARM, SMOKE DETECTOR, HEAT DETECTOR, SPRINKLER WATER FLOW SWITCH OR OTHER MEANS OF DETECTION (TIME DELAY UP TO 45 SECONDS)
 - 24V AC/DC, 2.3 AMPS (standard)
 - 110V AC/DC, .46 AMPS

CLOSING METHOD

- SMOKE VENT COVERS MANUALLY CLOSED FROM THE EXTERIOR AT ROOFTOP
- RESET McCABE LINK AT SMOKE VENT LOCATION, SMOKE VENT COVERS MANUALLY CLOSED FROM THE EXTERIOR AT ROOFTOP
- RESET McCABE LINK AT SMOKE VENT LOCATION, SMOKE VENT COVERS MANUALLY CLOSED FROM THE EXTERIOR AT ROOFTOP

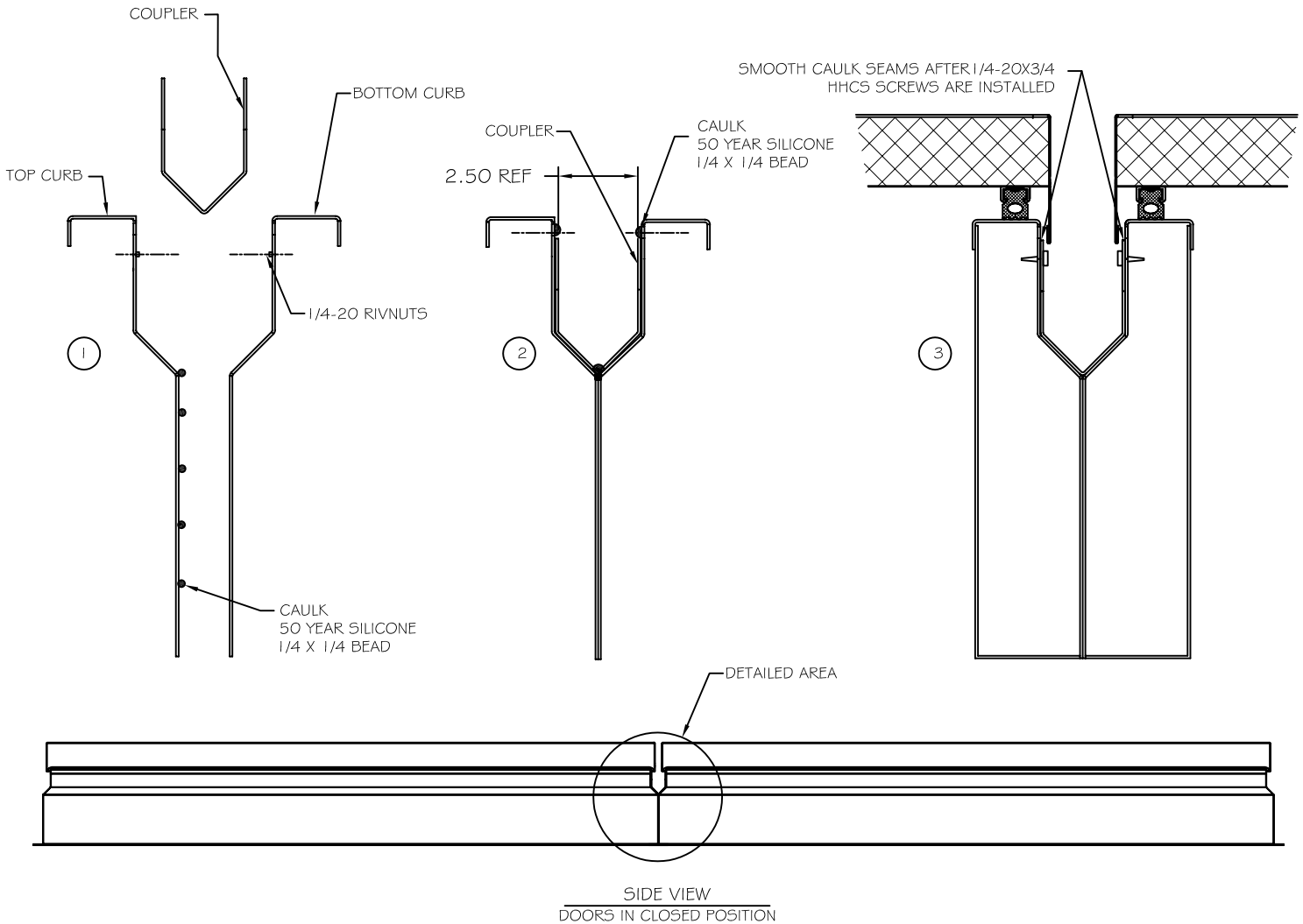
THIS REVIEW IS ONLY FOR GENERAL CONFORMANCE WITH THE DESIGN INTENT AND THE INFORMATION GIVEN IN THE CONSTRUCTION DOCUMENTS. COMMENTS MADE IN THE SHOP DRAWINGS DURING THIS REVIEW DO NOT RELIEVE THE CONTRACTOR FROM COMPLIANCE WITH THE REQUIREMENTS OF THE PLANS AND SPECIFICATIONS. REVIEW OF A SPECIFIC ITEM IS SHALL NOT IMPLY REVIEW OF AN ASSEMBLY OF WHICH THE ITEM IS A COMPONENT. THE CONTRACTOR IS RESPONSIBLE FOR DIMENSIONS AND QUANTITIES REQUIRED TO BE CONFIRMED AND CORRELATE'S THE JOB SITE ; INFORMATION THAT PERTAINS SOLELY TO THE FABRICATION PROCESS OR TO THE MEANS, METHODS, TECHNIQUES, SEQUENCES AND PROCEDURES OF CONSTRUCTION; COORDINATION IF THE WORK WITH THAT OF ALL OTHER TRADES, AND PERFORMING ALL WORK IN A SAFE AND SATISFACTORY MANNER.

- NO EXCEPTION TAKEN
- REVISE AND RESUBMIT
- NOTE COMMENTS
- REJECTED

SIGNATURE REQUIRED _____

DATE _____

Coupler Detail For Multiple Section Smoke Vents



SIDE VIEW
DOORS IN CLOSED POSITION

RECOMMENDED INSTALLATION PROCEDURE

1. CAULK INTERFACE BETWEEN TOP CURB AND BOTTOM CURB. RECOMMENDED 50 YEAR SILICONE CAULK, P/N 6835 AVAILABLE UPON REQUEST. SIZE OF BEAD TO BE 1/4" X 1/4".
2. POSITION SMOKE VENTS TOGETHER. THERE IS A RESULTING GAP OF APPROXIMATELY 2.5", CREATING A V CHANNEL THE ENTIRE WIDTH. CAULK THE INSIDE MATING SEAM AT LOCATIONS SHOWN, INCLUDING AROUND RIVNUT LOCATIONS. PLACE COUPLER PLATE DOWN INTO V CHANNEL.
3. INSTALL 1/4-20 X 3/4" HEX HEAD CAP SCREWS TO SECURE THE COUPLER PLATE TO THE CURBS. (OPEN SMOKE VENT DOORS TO FACILITATE SCREW INSTALLATION). CAULK TOP OF COUPLER/CURB INTERFACE AND SMOOTH SEAMS TO ENSURE FULLY SEALED.