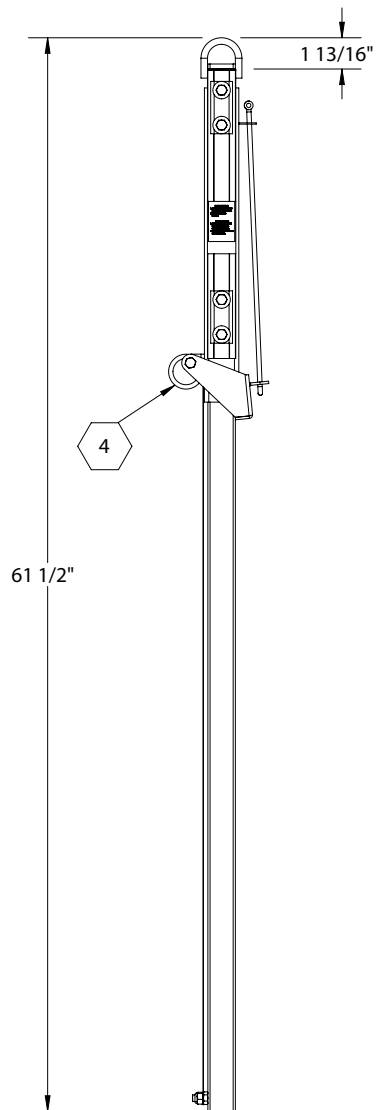
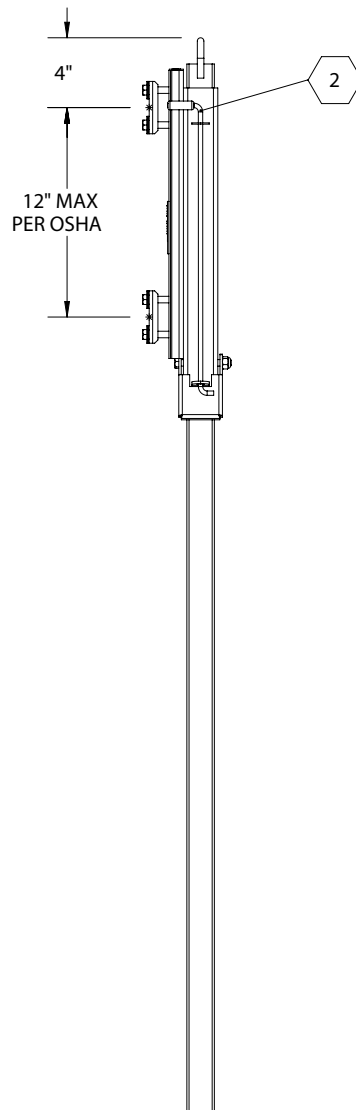


B

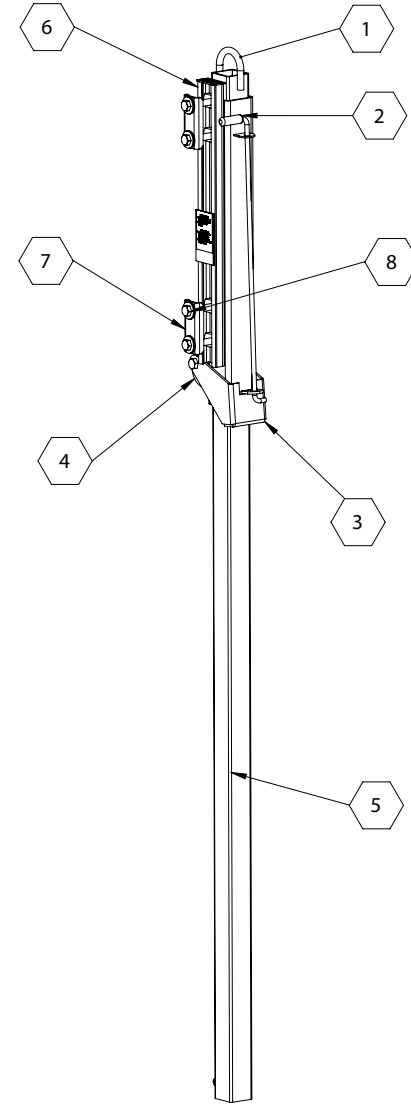
A



2



1



B

A

SPECIFICATIONS

- ① LIFTING HANDLE
- ② RELEASE ROD
- ③ EXTENSION LOCK BRACKET
- ④ BALANCING SPRING
- ⑤ SQUARE TUBING (1 1/2" x 1 1/2")
- ⑥ ADJUSTABLE MOUNTING CHANNEL FITS LADDER RUNG SPACING 10"-12"
- ⑦ CLAMP BRACKET
- ⑧ STAINLESS STEEL MOUNTING HARDWARE

CERTIFICATIONS:

COMPLIES WITH OSHA 1910.27 REQUIREMENT FOR
FIXED LADDERS

DESIGN LOAD OF 200 POUNDS

	PART #	DESCRIPTION
	SPY	STEEL, YELLOW POWDER COAT PAINT
	SPG	STEEL, HOT DIPPED GALVANIZED
	SPA	ALUMINUM, MILL FINISH
	SPS	304 STAINLESS STEEL, MILL FINISH

PROPRIETARY AND CONFIDENTIAL: THE INFORMATION CONTAINED IN THIS DRAWING IS THE SOLE PROPERTY OF NYSTROM. ANY REPRODUCTION IN PART OR AS A WHOLE WITHOUT THE WRITTEN PERMISSION OF NYSTROM IS PROHIBITED.

2

PROJECT:					
ARCHITECT:					
CONTRACTOR:					
QTY:					
PART#:					
NYSTROM Right to site. 9300 73rd Avenue North Brooklyn Park, MN 55428				TITLE: Safety Post, Ladder Access	
	NAME	DATE	SIZE	DWG. NO.	REV
DRAWN	DKL	05/10/11	A	SP_CAD	D
RELEASED	KO	05/10/11			

SHEET 1 OF 2

1

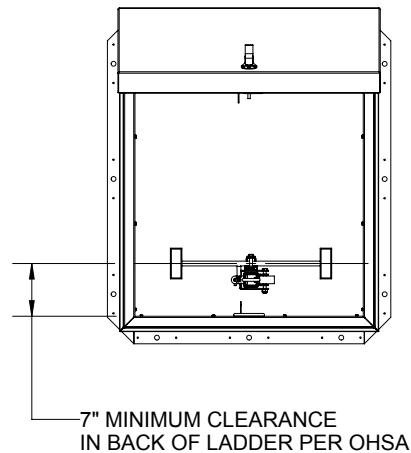
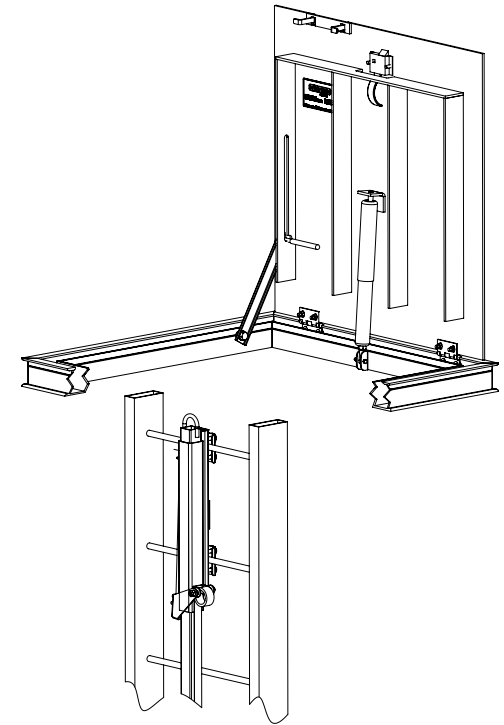
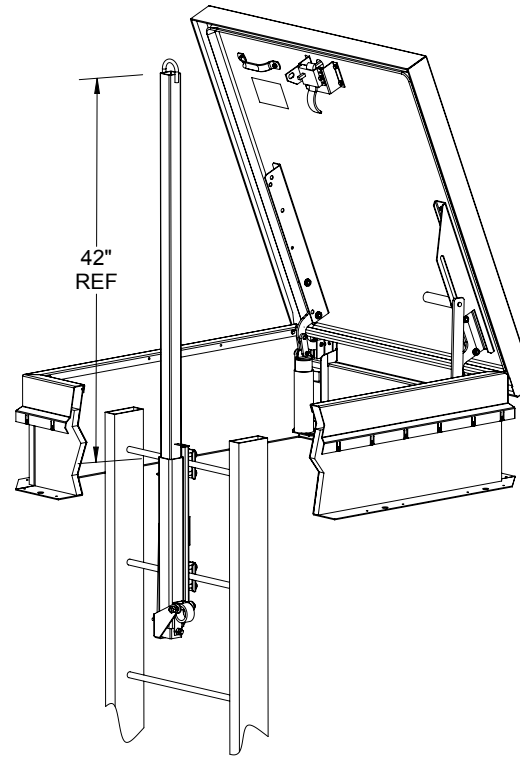
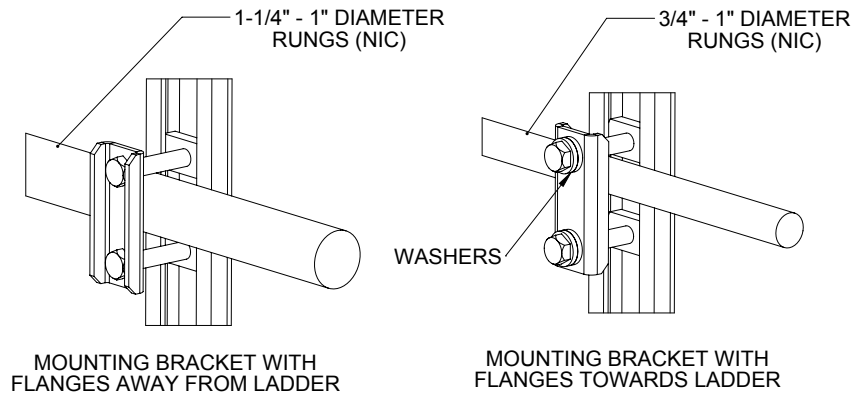
CLAMP BRACKET DETAILS

ROOF HATCH APPLICATION

SAFETY POST EXTENDED

FLOOR DOOR APPLICATION

SAFETY POST RETRACTED



NOTES:

- CLAMP BRACKETS MAY BE REVERSED TO ACCOMMODATE RUNG SIZES OF 3/4" TO 1-1/4" WITH STANDARD 2" BOLTS FURNISHED. LARGER RUNGS WILL REQUIRE LONGER BOLTS.
- REINFORCE HOLLOW RUNG LADDERS WITH A SOLID ROUND BAR INTO THE TOP TWO RUNGS TO PROVIDE STRENGTH BEFORE MOUNTING SAFETY POST
- MOUNT THE SAFETY POST TO THE REAR OF THE LADDER, WITH THE CLAMP BRACKETS ON THE CLIMBING SIDE
- RAISE SAFETY POST TO FULLY EXTENDED POSITION THE EXTERNAL LOCK BRACKET ENGAGES TO LOCK THE SAFETY POST IN PLACE. TO LOWER THE POST, LIFT UP THE RELEASE ROD AND RETRACT THE POST.
HATCH AND LADDER NOT INCLUDED - SHOWN FOR SAFETY POST INSTALLATION PURPOSES ONLY.

PROPRIETARY AND CONFIDENTIAL: THE INFORMATION CONTAINED IN THIS DRAWING IS THE SOLE PROPERTY OF NYSTROM. ANY REPRODUCTION IN PART OR AS A WHOLE WITHOUT THE WRITTEN PERMISSION OF NYSTROM IS PROHIBITED.

NYSTROM

Right to site.
9300 73rd Avenue North
Brooklyn Park, MN 55428

TITLE: Safety Post, Ladder Access

	NAME	DATE	SIZE	DWG. NO.	REV
DRAWN	DKL	05/10/11	A	SP_CAD	D
RELEASED	KO	05/10/11			

SHEET 2 OF 2