


Access Doors • Floor Hatches

08 31 00/NYS
BuyLine 3300



Right to site.



Non-Rated Flush Series



Flush: All Purpose: NT

NT non-rated, flush access doors are designed with a one inch exposed flange for flush installation in any vertical or horizontal surface.



Flush: Tape In: NW

NW non-rated, flush access doors have a tape in bead flange for a concealed appearance in vertical or horizontal drywall surfaces, leaving only the door exposed.



Flush: Plaster: NP

NP non-rated, flush access doors have a plaster casing bead frame for a concealed appearance in vertical or horizontal plaster surfaces, leaving only the door exposed.

Non-Rated Recessed Series



Recessed: No Flange: RA

RA recessed access door is designed with a 5/8" depth pan to receive acoustical tile.



Recessed: Tape In: RW

RW recessed access doors have a tape in bead flange and a 5/8" depth pan to receive a layer of drywall for a concealed appearance in vertical or horizontal drywall surfaces.



Recessed: Plaster: RP

RP recessed access doors have a plaster casing bead frame and a 5/8" depth pan to receive plaster for a concealed appearance in vertical or horizontal plaster surfaces.

Non-Rated Lightweight



Lightweight: LW

LW Lightweight, non-rated, insulated access door offers a solution to larger openings in vertical or horizontal applications.

Non-Rated Plastic



Plastic: PL

PL plastic access doors provide simple and inexpensive access through a vertical or horizontal surface in residential or light-duty applications.

Non-Rated Medium Security Series



Medium Security: All Purpose: MT

MT Series medium security access panels use heavy-duty materials to prevent unwanted access and a one inch flange for installation in any vertical or horizontal surface.



Medium Security: Tape In: MW

MW Series medium security access panels use heavy-duty materials and a drywall bead frame for a concealed appearance on vertical or horizontal drywall surfaces.



Medium Security: Plaster: MP

MP medium security fire rated access doors use heavy-duty materials and a plaster casing bead flange for a concealed appearance in vertical plaster, leaving only the door exposed.

Non-Rated High Security



High Security: HS

HS non-rated, high security, flush access doors provide access through openings in fire rated vertical or horizontal surfaces and are manufactured with detention-grade materials.

Non-Rated Top Security



Top Security: TS

TS non rated, top security, flush access doors are manufactured with detention-grade materials to prevent unwanted access.

Non-Rated Exterior



Exterior: XT

Nystrom XT Series exterior access panels provide efficient and quick access in exterior applications while keeping even the harshest of environments out of the building.

Non-Rated Draft-Stop



Draftstop: DTK

DTK self closing, self latching access panels provide access through draft stops in attic spaces while preventing back draft from one section of an attic to another.

Fire-Rated Insulated Series



Insulated: All Purpose: IT

IT fire-rated access doors are designed with a one inch exposed flange for flush installation in any vertical or horizontal surface.



Insulated: Tape In: IW

IW fire-rated access doors are manufactured with a tape in bead flange for a concealed appearance in vertical or horizontal drywall surfaces, leaving only the door exposed.



Insulated: Plaster: IP

IP fire-rated access doors are manufactured with plaster casing bead frames for a concealed appearance in vertical or horizontal plaster surfaces, leaving only the door exposed.

Fire-Rated Security Series



Security: All Purpose: ST

ST security fire-rated access doors are designed with a one inch exposed flange for flush installation in any vertical or horizontal surface.



Security: Tape In: SW

SW security fire-rated access doors have a tape in bead flange for a concealed appearance in vertical or horizontal drywall surfaces, leaving only the door exposed.



Security: Plaster: SP

SP security fire-rated access doors have a plaster casing bead frame for a concealed appearance in vertical or horizontal plaster surfaces, leaving only the door exposed.

Fire-Rated Uninsulated Series



Uninsulated: All Purpose: UT

UT fire-rated access doors are designed with a one inch exposed flange for flush installation in any vertical or horizontal surface.



Uninsulated: Tape In: UW

UW fire-rated access doors are manufactured with a tape in bead flange for a concealed appearance in vertical or horizontal drywall surfaces, leaving only the door exposed.



Uninsulated: Plaster: UP

UP fire-rated access doors are manufactured with plaster casing bead frames for a concealed appearance in vertical or horizontal plaster surfaces, leaving only the door exposed.

Fire-Rated Oversized



Oversized: FRD

FRD is the industry's only fire-rated access door with sizes available larger than 24" x 36" in horizontal surfaces. The double leaf design has a removable mullion.

Fire-Rated Upward Opening



Upward Opening: FRU

FRU access doors are for those special installation circumstances when the door of the access panel must swing upward or inward.

Fire-Rated Recessed Tile



Recessed Tile: RU

RU-Series access doors are designed to accept a tile up to 5/8" deep, including mastic, for a concealed appearance.

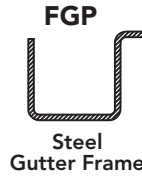
Nystrom introduces Custom-Matched colors. Our corrosion-resistant, colored powder coat provides aesthetics and durability while eliminating the additional costs of on-site painting.



Drainable Series: Exterior



Designed with a threaded coupling to drain water, the drainable floor hatch is intended for use in exterior applications or when the presence of liquids or moisture is expected.



Non-Drainable Series: Interior



Economic and easy to install, our non-drainable floor hatches are for interior use in new openings, when concrete will pour-in-place (Cast-In) and existing opening, drop-in applications (Bolt-In).



Recessed Series: Interior, Non-Drainable




Perfect for high visibility interior areas where access is necessary in pedestrian areas, our aluminum or steel recessed floor hatch is recessed to receive 1/8" infill of VCT or carpet.

(Not recommended for ceramic tile applications.)

FTA: 1/4" Aluminum
FTP: 3/16" Steel

Fire-Rated Series: Interior




Nystrom fire rated series floor hatches are engineered and Warnock-Hersey labeled to meet NFPA 288: Standard Methods of Fire Tests of Floor Fire Door Assemblies Installed Horizontally.

Nystrom offers a 2-hour (FCRM) or a 3-hour (FCCM) fire rated floor hatch.

For high visibility, interior areas – Nystrom offers a 2-hour (FTRM) and 3-hour (FTCM) recessed fire rated floor hatch that accepts 1/8" VCT or carpet into the door for superior performance and aesthetics.



Floor Door Safety Grating Systems



Nystrom now offers safety grating systems as a factory-installed option on our Drainable (FGA) and Non-Drainable (FHA) models.

FGA: 300 psf load, single door sizes up to 48" x 120", double door sizes up to 96" x 48"; H2O load, single door sizes up to 48" x 72", double door sizes up to 96" x 48"

FHA: 300 psf load, single door sizes up to 48" x 60", double door sizes up to 96" x 48"

Floor Door Safety Railing Systems



Nystrom now offers safety railing systems for new and retrofit construction applications. Nystrom safety railing systems comply with new OSHA standards 29 CFR 1910.23 which requires guardrail protection for floor openings. These railings are surface-mounted to the concrete slab surrounding the hatch.