

EnergyGuard™ Perlite Tapered Edge Strip

Data Sheet

Updated: 1/10



***Quality You Can Trust Since 1886...
From North America's Largest Roofing Manufacturer™***



ENERGYGUARD™

PERLITE TAPERED EDGE STRIP (1 of 2)

Description

- Factory fabricated from EnergyGuard™ rigid perlite insulation board.
- Cut on angles that slope from zero on one edge to 1/2" to 2" on the opposite edge.
- Designed for smooth transition from lower to higher elevations.
- Easy to fabricate for installation with most types of roof systems.
- Available in bundles 48" (1220 mm) in length.
- Available in different heights and widths for all types of job requirements as follows:

Edge Strip Sizes*

1/2" (13 mm)	x 6" (152 mm)	x 48" (1220 mm)
1/2" (13 mm)	x 12" (305 mm)	x 48" (1220 mm)
1" (25 mm)	x 6" (152 mm)	x 48" (1220 mm)
1" (25 mm)	x 12" (305 mm)	x 48" (1220 mm)
1" (25 mm)	x 18" (457 mm)	x 48" (1220 mm)
1" (25 mm)	x 24" (610 mm)	x 48" (1220 mm)
1-1/2" (38 mm)	x 6" (152 mm)	x 48" (1220 mm)
1-1/2" (38 mm)	x 12" (305 mm)	x 48" (1220 mm)
1-1/2" (38 mm)	x 18" (457 mm)	x 48" (1220 mm)
1-1/2" (38 mm)	x 24" (610 mm)	x 48" (1220 mm)
2" (51 mm)	x 12" (305 mm)	x 48" (1220 mm)
2" (51 mm)	x 18" (457 mm)	x 48" (1220 mm)
2" (51 mm)	x 24" (610 mm)	x 48" (1220 mm)

*All sizes shown are nominal and subject to nominal manufacturing tolerances.

Uses

- To provide smooth transition from lower to higher elevations around roof edges, drains or wherever slope to 0" is required.
- Properly installed, EnergyGuard™ Perlite roof insulation is suitable for use under built-up, modified bitumen and some single ply roofing systems.
- Refer to the application specifications in the current Membrane Manufacturer's Application and Specifications manual for proper installation procedures for EnergyGuard™ Perlite roof insulation.

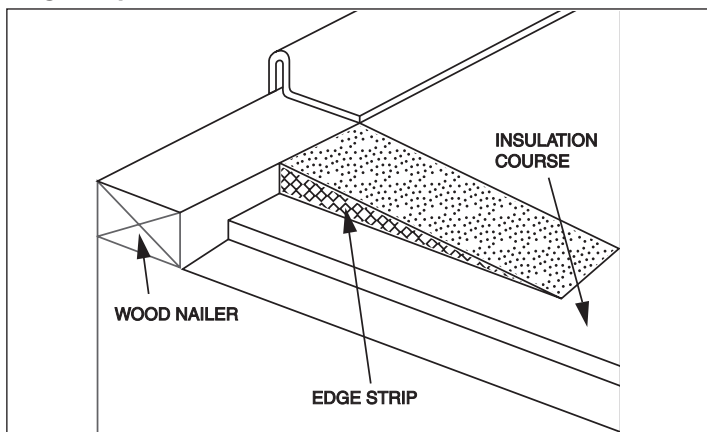
Specification Benefits

- UL, ULC Flame Spread Rating 25.
- Strong and dimensionally stable.
- Available in standard heights and widths.
- Can be shipped in mixed loads with roof insulation and tapered systems.
- Multiple shipping locations.
- Easily identifiable bundles.
- Edge strips have at least 25% post-consumer recycled content and comply with the Environmental Protection Agency Regulation 40 CFR Part 248, "Guideline for Federal Procurement of Building Insulation Products Containing Recovered Materials," as a recycled product approved for use on any project using federal funds.

Limitations

- EnergyGuard™ Perlite roof insulation is a non-structural, non-load bearing material.
- EnergyGuard™ Perlite roof insulation should be stored dry and be protected from the elements. Once properly loaded at the job site, remove factory wraps and cover with a breathable tarp.
- No more insulation should be applied than can be completely covered with finished roofing on the same day.
- It is NOT designed for use under fully adhered single ply systems nor for direct torch application of modified bitumen.
- If torch grade modified bitumen roofing is to be installed over EnergyGuard™ Perlite, a fiberglass base sheet MUST first be installed.

**EnergyGuard™
Perlite Tapered
Edge Strip**


















ENERGYGUARD™

PERLITE TAPERED EDGE STRIP (2 of 2)

EnergyGuard™ Perlite Tapered Edge Strip Sizes and Packaging

(NOTE: Measurements in GRAY are in millimeters)

Dimensions Inches (mm)	Per Bundle Pcs.	Ln. Ft. (Ln. Meter)	Per Pallet Bundles	Ln. Ft. (Ln. Meter)
1/2"  13 6" 152	72	288 88	14	4032 1229
1/2"  13 12" 305	36	144 44	14	2016 614
1"  25 6" 152	56	224 68	10	2240 683
1"  25 12" 305	28	112 34	10	1120 341
1"  25 18" 457	18	72 22	10	720 219
1"  25 24" 610	18	72 22	8	576 175
1 1/2"  38 6" 152	24	96 29	16	1536 468
1 1/2"  38 12" 305	12	48 15	16	768 234
1 1/2"  38 18" 457	12	48 15	10	480 146
1 1/2"  38 24" 610	12	48 15	8	384 117
2"  51 12" 305	14	112 34	10	1120 341
2"  51 18" 457	10	80 24	10	800 244
2"  51 24" 610	8	64 20	10	640 195

Other sizes are available on a special order basis.

Note: Packaging is subject to change without prior notice.

Note: Consult FM Loss Prevention Data Sheet 1-49 for specific perimeter flashing details.

LIMITED WARRANTY: GAF Materials Corp. warrants that, at the time of delivery, the product contained herein shall conform to GAF Materials Corp. specifications therefor. THIS WARRANTY IS EXCLUSIVE AND IS IN LIEU OF ALL OTHER WARRANTIES, CONDITIONS AND REPRESENTATIONS, WHETHER BY STATUTE, AT LAW OR IN EQUITY, EXPRESS OR IMPLIED, INCLUDING ANY IMPLIED WARRANTY OF MERCHANTABILITY OR FITNESS FOR A PARTICULAR PURPOSE. Recommendations made by GAF Materials Corp. are believed to be reliable, but GAF Materials Corp. makes no warranty of results to be obtained. BUYER'S SOLE AND EXCLUSIVE REMEDY, regardless of the theory on which a claim may be based, including, without limitation, negligence, contract, breach of warranty, strict product liability or misrepresentation, IS THE REPLACEMENT OF THIS PRODUCT. In NO event shall GAF Materials Corp. be liable for INCIDENTAL, CONSEQUENTIAL, SPECIAL, INDIRECT, OR OTHER SIMILAR PUNITIVE DAMAGES OF ANY KIND, INCLUDING DAMAGE TO THE INTERIOR OR EXTERIOR OF ANY BUILDING