

TruSlate® Brochure

(RESTS100)

Updated: 10/15



*Quality You Can Trust...From
North America's Largest Roofing Manufacturer!™*

gaf.com

GAF

*Quality You Can Trust...
From North America's
Largest Roofing Manufacturer!™*

truSlate

"THE AFFORDABLE GENUINE SLATE"®

TruSlate®
Beautiful.
Durable.
Affordable.



Slate. *It's the most beautiful and durable roofing material known to man. For centuries, it's been the roofing material of choice for the world's greatest buildings. In fact, some slate roofs have lasted for literally hundreds of years, enduring all of the ravages that Mother Nature could throw at them. And, oh yes, slate roofs are heavy—and expensive—putting them out of the reach of most property owners.*

Until now.

The TruSlate® Premium Roofing System from GAF can make your dream of owning a genuine slate roof a reality. The TruSlate® Premium Roofing System provides you:

- **Real hand-split S1-grade quarried slate** (not a synthetic imitation)
- **An affordable luxury** (often comparable to the cost of cheap-looking imitations)
- **Options for new construction or remodeling** (because it typically eliminates the expensive structural modifications that traditionally installed slate requires)
- **Potential to increase your home's resale value** (and enhance your home's curb appeal)

How did we do it?

On a traditionally installed slate roof, half of each slate is never seen, because it's tucked under the piece above it. We've replaced this wasted slate with a **high-tech waterproofing material**. With this ingenious design, the TruSlate® Premium Roofing System can be installed on almost any roof.

It goes without saying—before you select your next roofing system, you owe it to yourself to consider the advantages of a genuine TruSlate® roof. In fact, why even consider a **plastic imitation** when you can get the **real thing for about the same price**—and for only a fraction of the cost of traditionally installed slate?

Traditional Colors From North America's Finest Slate Quarries

We're proud to feature time-honored slate colors in the TruSlate® Premium Roofing System, taken from quarries in New England and Canada renowned for their excellent quality slate products. By incorporating these slates into the TruSlate® System, we've made them an affordable option for just about everyone.

PROVEN QUALITY

All slates in the TruSlate® Premium Roofing System are classified S1 Grade — the highest slate-quality grade in the industry — thanks to their long, stellar track record. These slates have been installed for over a century on the finest properties across North America.

FIND YOUR COLOR

TruSlate® colors not only complement your home's architectural design but also deliver the unmatched elegance of real, hand-split quarried slate. Whichever slate color you select, you can be confident that your TruSlate® roof will be beautiful, dependable — and most important, affordable.

"We have now had [our] TruSlate® roof for nine years, and it looks as elegant as the day it was installed. People ask us about our roof all the time."

— Collin Hays
Amarillo, TX



truslate.com
gaf.com

Onyx Black

Expertly quarried in **Canada** at one of the world's most renowned black slate quarries, Onyx Black is a clear, **unfading*** dark black slate with a slight luster and natural grain. It adds **dramatic contrast** to virtually any home for truly understated elegance.

The **reflective properties** of Onyx Black often produce a **lighter** appearance in direct sunlight and **darker** shades in afternoon and evening light.

**Note: The term "unfading" is a natural slate roofing industry term for those slates that are least likely to exhibit significant color change or weathering over time (i.e., maximum color stability).*

IMPORTANT: TruSlate® Slates are crafted from natural stone, so there may be variations in color between slates. In addition, slate can fade or weather over time and each slate may fade or weather slightly differently, creating a natural mix of colors.

Note: Due to the inherent variability in the color of natural slate (as well as the limitations of the commercial printing process), the actual color and texture of your TruSlate® roof will vary from the photos depicted in this catalog.



Shown:
100% Onyx Black
Lighting Conditions:
Bright sunlight

“TruSlate® is without a doubt one of the top 2 or 3 roofing innovations we’ve come across – with an unmatched curb appeal and installation procedure for a slate product.”

– Clint Dunn
Dave Dunn Contractors
Salisbury, MD

Charcoal

Expertly quarried in the **United States**, this overall **medium gray** slate consists of both **light and dark tones**, making it one of the most desired natural slate colors. As part of its **natural weathering** process, Charcoal slate will exhibit **bronze and buff tones** throughout the roof, helping to make it the perfect choice for properties where a **traditional slate roof** look is desired.

Shown:
100% Charcoal
Lighting Conditions:
Bright sunlight

***IMPORTANT:** TruSlate® Slates are crafted from natural stone, so there may be variations in color between slates. In addition, slate can fade or weather over time and each slate may fade or weather slightly differently, creating a natural mix of colors.*

Note: Due to the inherent variability in the color of natural slate (as well as the limitations of the commercial printing process), the actual color and texture of your TruSlate® roof will vary from the photos depicted in this catalog.

“If a slate on your TruSlate® roof gets damaged, it can easily be replaced by pulling the old one out and sliding a new one in.”



IMPORTANT: EXPECTED WEATHERING

Charcoal slate provides an overall medium gray roof, often with a range of light and dark slates. Its unique black striations and textures help to enhance the natural dimension of this slate. Over time, as part of its **natural weathering process**, **Charcoal slate will exhibit bronze and buff tones** throughout the roof. Typically, these weathering tones form along the darker striations, adding to the historic charm of this slate.

Autumn Dusk

Expertly quarried in the **United States**, this slate has a natural variety of **greys, greens, tans, and buffs**, making it one of the most versatile slate colors available. At first, Autumn Dusk is primarily a gray/green slate. After its **natural weathering** process, it will provide a wide **range of unique earth-toned colors** for a warm, rustic look on virtually any property.

***IMPORTANT:** TruSlate® Slates are crafted from natural stone, so there may be variations in color between slates. In addition, slate can fade or weather over time and each slate may fade or weather slightly differently, creating a natural mix of colors.*

***Note:** Due to the inherent variability in the color of natural slate (as well as the limitations of the commercial printing process), the actual color and texture of your TruSlate® roof will vary from the photos depicted in this catalog.*



Shown:
100% Autumn Dusk
Lighting Conditions:
Bright sunlight



IMPORTANT: EXPECTED WEATHERING

At first, Autumn Dusk is primarily grey/green in color, but **over time it will exhibit softer tones of buffs and tans as well.** This **natural weathering process** happens on a wide variety of the roof's slates and can take up to 18-24 months to occur, creating a natural mix of warm earthen colors.



The TruSlate® Premium Roofing System

“21st century technology meets traditional slate roofing”

“Why would anyone settle for anything else?”



Attic Ventilation



TruSlate® Ridge Vent helps remove excess heat and moisture from your attic to promote energy efficiency in your home and help extend the life of your roof.

Trim Slate



TruSlate® Trim Slate is designed specifically for the hip and ridge areas of your TruSlate® roof. It provides added protection to these vulnerable areas and is a perfect complement to the color of your roof.

UV & Moisture Barrier

UnderBlock™ UV & Moisture Barrier provides an extra layer of protection for your roof. It's made from ultra-tough high density polyethylene—the same material that's used in demanding environmental applications.

Roof Accessory Paint

ShingleMatch™ Premium Roof Accessory Paint is a great option to help you “hide” unsightly roof accessories by making them blend in with the color of your slates... for a better-looking finished roof.

Fast, Easy Installation



Apply Leak Barrier And Roof Deck Protection



Install Ridge Vent, Trim Slates, And Top Row Of Field Slates



Install Battens & Hangers



Insert UV & Moisture Barrier And Field Slates



Battens & Hangers



Unique TruGrip™ Battens and Hangers are designed to lock each slate tightly in place to help prevent blow-offs. Made from high-quality stainless steel to last the life of your roof.

Alignment Tape



Lay-Straight™ Alignment Tape will help to keep your courses straight, for a better-looking finished roof.

Leak Barrier

WeatherWatch® and StormGuard® Leak Barriers provide exceptional protection against leaks caused by roof settling and extreme weather. Ideal upgrade at all vulnerable areas.

Roof Deck Protection

Deck-Armor™ Premium Breathable Roof Deck Protection allows moisture to escape from your attic while providing an exceptionally strong layer of protection against wind-driven rain. It also lies flatter for a better-looking roof.

Compare The TruSlate® Premium Roofing System To Your Other Roofing Choices

Made from real hand-split quarried slate

Easy to install for most roofing contractors

Cannot curl or warp

Easy and economical to repair/replace

Individual slates can be rearranged after installation

Maximum wind warranty up to 130 mph (209 km/h)*

Affordably priced versus traditionally installed slate

Realistic slate appearance and coloration


Natural color aging/weathering adds grace and charm

Lifetime Ltd. warranty available on roofing system**

	TruSlate®	Traditionally Installed Slate	Synthetic (Plastic) Imitation	Slate-Look Asphalt Shingles
Made from real hand-split quarried slate	Yes	Yes	No	No
Easy to install for most roofing contractors	Yes	No	Yes	Yes
Cannot curl or warp	Yes	Yes	No	No
Easy and economical to repair/replace	Yes	No	No	No
Individual slates can be rearranged after installation	Yes	No	No	No
Maximum wind warranty up to 130 mph (209 km/h)*	Yes	No	No	Some
Affordably priced versus traditionally installed slate	Yes	No	Yes	Yes
Realistic slate appearance and coloration	Yes	Yes	No	Some
Natural color aging/weathering adds grace and charm	Yes	Yes	No	N/A
Lifetime Ltd. warranty available on roofing system**	Yes	No	No	Yes

*This wind speed coverage requires special installation. See the TruSlate® Smart Choice® Ltd. Warranty and TruSlate® Ultimate Pledge™ Ltd. Warranty for details.

**The word “Lifetime” refers to the length of coverage provided by the TruSlate® Smart Choice® Ltd. Warranty and TruSlate® Ultimate Pledge™ Ltd. Warranty (refer to the actual warranty for complete coverage and restrictions), and means as long as the original individual owner(s) of a single-family detached residence (or the second owner(s) in certain circumstances) owns the property where the TruSlate® Premium Roofing System is installed. For owners/structures not meeting the above criteria, Lifetime coverage is not applicable.



Frequently Asked Questions.

“I’ve been installing various types of premium steep-slope roof systems for well over 30 years. TruSlate® is definitely one of the easiest and fastest premium roof systems to both learn and install. The built-in flexibility of its installation is unmatched for both remodeling and new construction projects. TruSlate® has given me the opportunity to offer my customers a safe and beautiful roof system, while helping to differentiate my business and increase my profits.”

—Al Laporte
JAL Construction Corp.
Long Island, NY

Q. Is TruSlate® real slate?

A. Yes. Our slates are genuine, hand-split quarried slate.

Q. Why does the TruSlate® Premium Roofing System cost so much less than traditionally installed slate?

A. It’s simple: we’ve eliminated the wasted slate needed for a traditionally installed slate roof. Less slate also means less weight, so expensive structural modifications are typically unnecessary. Another advantage is it’s easier to install. Our unique hangers make installation a breeze, even for a contractor who has never done a slate roof. In fact, it’s typical for our roof system to be installed for less than one-half of the cost of a traditionally installed slate roof.

Q. If only select components of the TruSlate® Premium Roofing System (such as the TruGrip™ Battens and Hangers) are installed along with non-TruSlate® products, what is the warranty coverage?

A. There is no limited warranty coverage in this case. All TruSlate® Premium Roofing System components, as specified in the TruSlate® Ultimate Pledge™ Ltd. Warranty or TruSlate® Smart Choice® Ltd. Warranty, must be installed as a system in order to qualify for limited warranty coverage.*

Q. The TruSlate® Premium Roofing System is lighter in weight than a traditionally installed slate system. Are the slates thinner than traditionally installed slate?

A. No. In fact, at ¼" to ⅜" (6.35 mm – 9.53 mm) our slates are comparable to traditionally installed slate. Our weight savings comes from the length reduction. We have cleverly eliminated the wasted slate (i.e., the part you never see) and replaced it with an ultra-tough waterproofing material. In short, what you see is real, genuine slate. What you don’t see, isn’t.

Q. What is the ultra-tough material and is it durable?

A. UnderBlock™ UV & Moisture Barrier is a specially blended high-density polyethylene (HDPE). HDPE is widely known for its durability and is commonly used as a geomembrane for landfill liners and pond liners. It has also been used for decades as a covering for telephone wires and electrical cables. When exposed, properly blended HDPE has shown exceptional resistance to weathering, freezing, and stress cracking. Experts claim that when exposed, it should last for over 100 years. When covered (for example, by slate) it should last for hundreds of years.

Q. How is the UnderBlock™ UV & Moisture Barrier attached to the slate?

A. It’s not bonded to the slate. It’s simply installed under each course of slate.

Q. What type of roof deck protection is recommended?

A. We recommend Deck-Armor™ Roof Deck Protection, a tough, breathable, non-asphaltic product.

Q. What type of underlayment is recommended for Class A fire protection?

A. For UL Class “A” fire rating, use VersaShield® Fire-Resistant Roof Deck Protection in combination with a GAF-approved Roof Deck Protection or GAF-approved Leak Barrier product.

*See TruSlate® Smart Choice® Ltd. Warranty and TruSlate® Ultimate Pledge™ Ltd. Warranty for complete coverage and restrictions.

Q. What is the ASTM C406 grade on your slate?

A. All slate colors in the TruSlate® Premium Roofing System have achieved ASTM C406 S1 Grade, as tested by independent and accredited laboratories.

Q. How does GAF ensure the quality of its slates?

A. Beyond typical ASTM C406 testing, GAF tests its slates to various parts of European standards and conducts comprehensive chemical and long-term testing. Much of this chemical and long-term testing is unique to GAF within the slate roofing industry.

Q. Where does your slate come from?

A. All colors in the lineup are quarried in North America. Charcoal and Autumn Dusk are quarried in the United States, while Onyx Black is quarried in Canada. Our slates are selected on both quality and availability.

Q. Why is North American slate premium priced?

A. These high-quality slates feature some of the most unique and sought-after natural slate colors and textures in the world. Quarried at select New England and Canadian locations renowned for their exceptional quality standards, the slates have been installed for over 100 years on countless distinctive properties and fine homes across North America. Their premium price and position in the market is also related to the rather limited supply and production capacity of roofing slates in North America. We’re proud to offer these proven-quality slates as an affordable option for your roofing needs.

Q. Can my roof support the TruSlate® Premium Roofing System?

A. In most cases, as long as your roof meets code, it will support a TruSlate® Premium Roofing System (on average about 550 lbs. [249.5 kg] per roofing square). However, we suggest that you check with a qualified roofer, architect, or engineer to be sure you don’t need additional support.

Q. Can I install over asphalt shingles?

A. No. The asphalt shingles would need to be torn off to provide a clean deck surface.

Q. Is there a maximum or minimum sloped roof that TruSlate® can be installed on?

A. Yes. You should not install TruSlate® on slopes of less than 4:12. On slopes of 4:12 up to and including 5:12, a GAF-approved Leak Barrier must be applied to the full roof deck. The maximum roof slope TruSlate® can be installed on is vertical.

Q. Can I walk on the slate to clean my skylights?

A. With proper instruction and care (and fall protection in place), you can traverse your roof with almost no damage to the slates. Using a polyurethane foam pad will help distribute your weight and reduce the chance of breaking slates. If major work or traffic is anticipated, it is easy to remove slates and nail or screw steps to the roof. When finished, simply slide another piece of Under-Block™ UV & Moisture Barrier over the nail holes as flashing and slide the slates back into place, working your way down the roof.

Frequently Asked Questions (cont’d).



Q. My neighbor recently replaced his roof with a synthetic slate. Some of the slates have curled up and warped. Some are also fading. Does real slate do that?

A. No. Real, genuine slate weathers gracefully over time. Because each piece will age slightly differently, a genuine slate roof becomes more beautiful over time, adding charm and elegance to any home.

Q. How do you cut slate?

A. The simplest way is with a standard, guillotine-type slate cutter. Some roofing contractors prefer abrasive style-saw blades or wet-saw-type cutters.

Q. How do you drill holes in the slate?

A. TruSlate® Field Slate installs without nails. So, unless you have a unique situation or detail, no nail holes are required. If needed, a standard ⅜" (4.76 mm) masonry bit on a drill motor works fine. TruSlate® Trim Slates have pre-drilled holes for easy installation.

Q. How are ridges and hips done?

A. TruSlate® Trim Slate pieces are pre-drilled and ready to install. The standard piece is 7" (178 mm) wide x 16" (406 mm) long and, when installed, has a 10" (254 mm) exposure. Traditional saddle-type installation is the most popular, although some customers prefer copper ridge caps, antique Spanish clay tile, or other custom methods.

Q. Can I use a ridge vent with your System?

A. Yes. TruSlate® Ridge Vent was designed specifically for the TruSlate® Premium Roofing System.

Q. What are the Hangers made of? Can you see them?

A. The Hangers are made of spring-hardened, powder-coated stainless steel wire. As the photos in this brochure show, they are virtually invisible from the ground.

Q. What is the availability of your slate?

A. It depends on the color and quantity you need. Although we strive to maintain an inventory, our stock is constantly changing. When ordering slate, it is best to plan on an 8-week lead time although, in most cases, we’ll have it in stock or already on the way to our warehouses.

Q. Will I see gaps when installed?

A. When installed correctly, you should not see gaps in between the slate courses or between the slates.

Q. Because the slate isn’t overlapped like traditionally installed slate, should I be concerned about leakage?

A. No, because the UnderBlock™ UV & Moisture Barrier is the foundation of the TruSlate® Premium Roofing System and is made from a high-density polyethylene (HDPE), providing exceptional resistance to weathering, freezing, and stress cracking.

Q. Are there any weather conditions not conducive for installation?


A. With proper instruction and care (and fall protection in place), the TruSlate® Premium Roofing System can be installed even during the harshest weather conditions because installation does not require that you nail the slate. The unique Hangers and UV & Moisture Barrier provide protection for the roof during all types of weather.

Q. Will slate fade or weather?


A. TruSlate® Slate is crafted from natural stone and can fade or weather over time when exposed to UV and the elements. Each slate may fade or weather slightly differently, creating a natural mix of colors. The weathered look of natural slate adds to its old-world charm and is a highly desired feature. For instance, many architects and property owners select TruSlate® Autumn Dusk for its natural weathering characteristics — which, over time, provide a natural warm blend of grays, greens, tans, and buffs throughout the roof.

Q. How do different lighting conditions affect the look of the roof?

A. Because it is a completely natural material, the appearance of a TruSlate® roof will vary depending on the amount and type of light that reaches the roof. It is not uncommon for the appearance of a TruSlate® slate roof to vary considerably throughout the day as the sun moves across the sky. For example, the roof shown below ranges from light and mirror-like (in bright sunlight) to darker with less contrast (under cloud cover). This variation is part of the charm and natural beauty of a genuine slate roof.



Bright Sunlight



Cloud Cover

Details For The Pros

TRUSLATE® PREMIUM ROOFING SYSTEM

- ASTM C406 S1-Grade roofing slates (all colors)
- Wind-Driven Rain, TAS 100-95
- Uplift Resistance Test TAS 125-03, UL-580, UL 1897 (uplift to 183 psf [893 kg/m²])
- Class A Fire Resistance, UL 790, requires use of VersaShield® Fire-Resistant Roof Deck Protection
- Class B Fire Resistance, UL 790, with underlayments other than

- VersaShield® Fire-Resistant Roof Deck Protection
- Miami-Dade County Product Control Approved
- FBC (Florida Building Code) Approved, FL10103
- TDI (Texas Department of Insurance), RC-101
- ATI CRR-0142
- FM 4473, Class 3 Impact Resistance

TRUSLATE® FIELD SLATES (nom.)

- Weight:** Approx. 550 lbs. (249.5 kg)/square*
- Size:** 12" (305 mm)(standard)
- Exposure:** 10" (254 mm)
- Thickness:** ¼" (6.35 mm) to ⅜" (9.53 mm) (standard)
- *Varies by color

SLOPE

- Minimum:** 4:12 (for slopes of 4:12 up to and including 5:12, a GAF-approved Leak Barrier is required over the entire roof surface in lieu of standard underlayment)
- Maximum:** Vertical



COMMERCIAL PROPERTIES

Commercial properties including **hotels and resorts, shopping malls, government facilities, churches, and apartments** are only a few of the many buildings that have traditionally benefited from the uniqueness and beauty of slate.

Manage Your Budget

Property owners and managers who are looking for ways to manage tight budgets are thrilled with the TruSlate® Premium Roofing System. **It's an easy way to save money when replacing an existing slate roof** (as well as being easier to maintain afterward). Or, it's a **perfect upgrade option for replacing an asphaltic roof**.

Note: Due to the inherent variability in the color of natural slate (as well as the limitations of the commercial printing process), the actual color and texture of your TruSlate® roof will vary from the photos depicted in this catalog.





gaf.com

TruSlate
"THE AFFORDABLE GENUINE SLATE"[®]
truslate.com

Tru-Facts

- **TruSlate[®] Slate is the real deal.** Genuine, hand-split S1-Grade quarried slate from North America's finest quarries. *Not* a synthetic imitation.
- **The TruSlate[®] Premium Roofing System is lightweight, yet the slates themselves are the *same thickness and quality as traditionally installed slate.*** The TruSlate[®] Premium Roofing System adds more slate where you *can* see it—and eliminates wasted slate where you *can't* see it.
- **TruSlate[®] Slates won't curl up and warp the way some plastic imitation slates can.** Only genuine slate weathers gracefully over time. In fact, a TruSlate[®] roof becomes even more beautiful as time goes by, adding charm to any house.
- **TruSlate[®] offers some of the most highly desired slate colors and textures.** Installed for over a century on the finest properties across North America, these beautiful slates are now affordable for just about everyone!
- **Best of all, TruSlate[®] is a truly affordable luxury.** So you won't have to break the bank to get a genuine slate roof!

234312-1212

©2015 GAF 10/15 • #601 RESTS100

Quality You Can Trust...From North America's Largest Roofing Manufacturer!™

Shown:
100% Charcoal
(TruSlate[®] Staggered Installation Option)
Lighting Conditions:
Direct sunlight