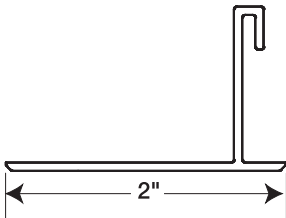

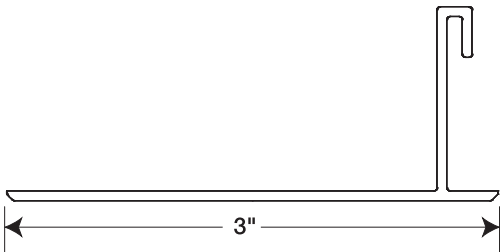
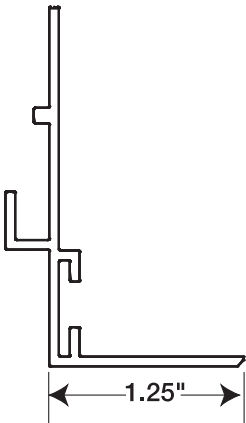
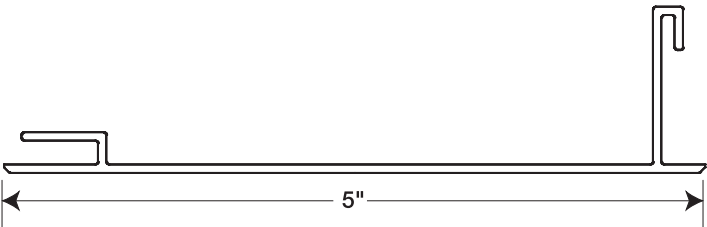


Data Sheet	CLOSURE PLATES
 <p>2" closure plate</p>	 <p>Closure mount without tile support</p>
 <p>3 inch closure plate</p>	 <p>Closure mount with tile support</p>
 <p>5 inch closure plate</p>	

- Closure plate is a removable bottom plate that attaches to 4.75" x 5" dual shade pocket or closure mount to hide the roller tube and mounting hardware from view.
- Closure mount is used with recessed mount applications.
- Available in white powder-coated, clear anodized, and anodized bronze (special order) finish.