

Indoor/Outdoor
Modular Solution
for Commercial
Applications

Vega

AR
series



MASTER OF THE STREETS



LEFT:
Vega AR Series with 140 CREE LEDs. The fixture boasts a whopping 300W and delivers over 25,000 lumens.

The master of the roadway, the street, and the parking lot, we introduce the **Vega AR series**. With built-in control options, including a wide-range of dimming and dusk to dawn controls, the AR is hands down the leader in the industry. The AR boasts rock solid construction with a 90 degree knuckle and is extreme weather ready.

An excellent supplier in the LED lighting industry, Vivid Leds released the Vega series to bring simplicity, form and function in a way that covers all applications. Through professional engineers' transformation to various application standards and market requirements, we have incorporated features such as a driver solution with flexible configuration, a modular lens system combining

colorifics and optics, various light control methods, various light distribution solutions and an installation interface that applies to various applications. Utilizing a top grade LED, reliable and high efficiency driver, a thermal management system, fast plug

electrical cables within the easy open driver compartment, and a modular patented structure integrating dust proof, waterproof and heat dissipation methods, it's no wonder the **Vega shines above the rest**.



RIGHT
The Vega fixture is a top choice for highways, streets and parking lots.

Applications: Roadways, streets, parking lots, billboards, security and flood lighting.

SOLID AS CONCRETE

”

We had 1000w fixtures in our parking lot and replaced them with 210w Vega's. Our energy bill reflects the savings. Before, we had to rent a lift to replace the MH lamps often. Now, nearly two years later, our maintenance is gone thanks to the Vega fixture.



BELOW

A Vega AR stands amongst the trees in a McDonald's parking lot in Canton, OH.

Cost of ownership is very important when considering a LED fixture. When comparing costs, the competition may appear to offer lower pricing, but that's before factoring in their true cost of ownership. Factor in the various charges incurred over the years for maintenance and repairs. With Vivid Leds, you receive a fixture that will stand up to years of abuse and weather. When it comes to peace-of-mind, be assured your Vega has top quality components and a first class finish, at no added expense to you. So when comparing models a competitor's low cost may not be so low after all.



Vega AR Series Features:

The Vega LED Area Light series by Vivid Leds is the most functional and complete parking lot lighting fixture in the industry. Embracing the typical European and American slim style, flexible current driving range, thermal and optical integrated modular system, multiple options of light distribution and tool-free installation and maintainence, the Vega offers a full solution with a wide range installation interface coupled with various control methods. With a 50,000+ hour service life, it will be more than a decade before you need to replace another lamp.

In the field of LED area lighting, The Vega Series has been installed in thousands of parking lots, walkways, pedestrian areas and streets. Being the leader in central lamp arrangement, single pole and double extension, we have applied LED lighting products in many applications maturely and successfully in the international market. The Vega Series has gained customer's trust globally with perfect lighting performance, excellent product quality, powerful R&D strength and professional after-sale service.

Conforming to ISO9001:2000 Quality Management System, the Vega Area Light products maintain CE, RoHs, UL and cUL Certifications. Utilizing CREE LEDs, Philips drivers, and a frame built to withstand extreme weather, you will be confident with your purchase for years to come. Start saving up to 80% system energy over your existing HID fixture. Utilize Vega's dimming capabilities for even greater results. The Vega shines bright above the rest.

Housing & Finish:

- Patented modular structure to realize power serialization by changing module quantity
- Aerodynamic styling reduces wind loads
- Angle adjustable, flexible with integral and separable installation methods
- Complies with Dark Sky requirements when mounted horizontally to the ground
- Heavy grade die-cast aluminum alloy construction built for extreme weather and durability
- Corrosion resistant polyester powder coat finish with 70-90 micrometer thickness
- Available in standard and custom housing colors
- Easy access power door assembly for quick installation and maintenance
- Open air modular heatsink ventilation design for best possible heat dissipation and optimum efficiency
- High shock and vibration resistance approved - 2G vibration test IEC 60598-1
- Flexible drive allocation options for different regions
- Spaces between modules prevent debris build-up by water-flow self-cleaning



LED & Lens Assembly:

- High efficacy CREE XPG LEDs >85 Lm/W
- Glare reducing optical lens design
- Precise, non-image optics system, improves lumen output ratio with uniform distribution
- Lens reflector built directly over the LEDs for accurate beam angle and photometrics
- Durable and abrasion resistant polycarbonate lens with modular design
- Instant on or off without delay or re-strike
- High CRI - RA>75 enhances original colors
- Contains no Mercury or Lead
- No infrared or UV radiation resulting in insect reduction
- National listing lab tested with LM-79 reports to IESNA standards
- Lumen depreciation is L70 at 60,500 hours



AR Mounting:

- Slipfitter with 0 to 90 degree rotating vertical knuckle
- Stainless steel, SAE, heavy gauge adjusting screws
- Adjustable mounting to fit 1.96" to 2.36" mounting pipe - 2 3/8" OD
- Electrical cable included, pre-wired, extended through slipfitter, for quick installation
- Terminal block and quick wire disconnects pre-wired
- Internal photocell and external motion sensor capable

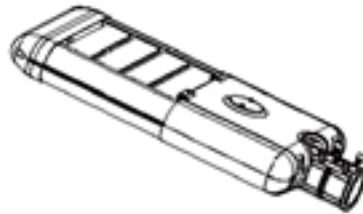
Certifications & Warranty:

- CE, UL, cUL, suitable for wet locations per UL 1598
- VVDSL126 (VVDR12P126) is Lighting Design Lab qualified
- All components are IP66 rated according to IEC60598
- RoHS compliant
- Operating temperature: -40 to 55 C
- Operating humidity: 10% to 95%
- 5 year limited system warranty



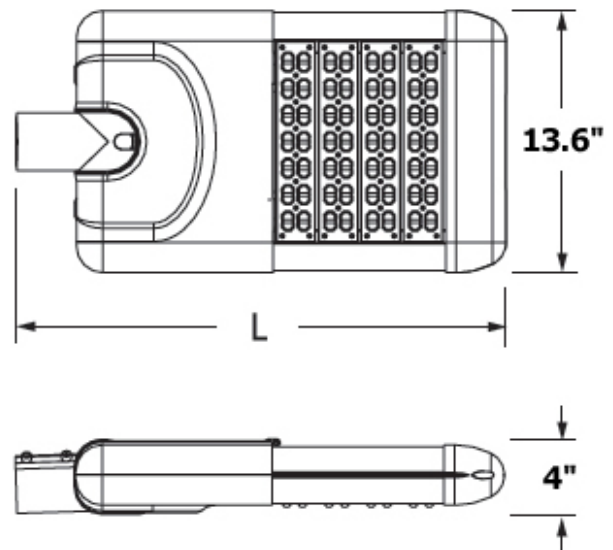
Available Models:

- VVDAR014: 19.8" (L) - 16.5 lbs
- VVDAR028: 22.2" (L) - 18.1 lbs
- VVDAR042: 24.6" (L) - 19.8 lbs
- VVDAR056: 27.1" (L) - 21.4 lbs
- VVDAR070: 29.5" (L) - 22.9 lbs
- VVDAR084: 31.9" (L) - 27.0 lbs
- VVDAR098: 34.4" (L) - 28.2 lbs
- VVDAR112: 36.9" (L) - 29.8 lbs
- VVDAR126: 39.3" (L) - 31.4 lbs
- VVDAR140: 41.7" (L) - 33.3 lbs



Electrical:

- Philips Advance Xitanium Class I dimmable drivers for ultimate quality and long life
- Optimized life expectancy of driver is 50,000 hours
- 0-10V and programmable dimming options with a network-ready DALI interface. Zigbee capable
- Lead-wires are 18AWG 105C/600V solid copper
- Voltage ranges from 100-277 VAC, 347-480 VAC, 12 VDC and 24 VDC for solar
- Class "A" sound rating
- Max surge protection of 10kv. IEEE/ANSE C62412
- System power factor is >99% and THD <20%
- Thermal protection reduces the LED output if case temperature exceeds 185 degrees fahrenheit
- EMI/RFI: Title 47 CFR part 15 Class A
- Optional photocell available in 110-120VAC, 220-240VAC, 208VAC and 277VAC
- LED driver complies with UL standard UL1012



Optional Photocell:


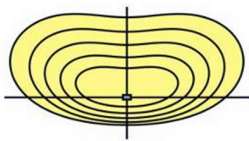
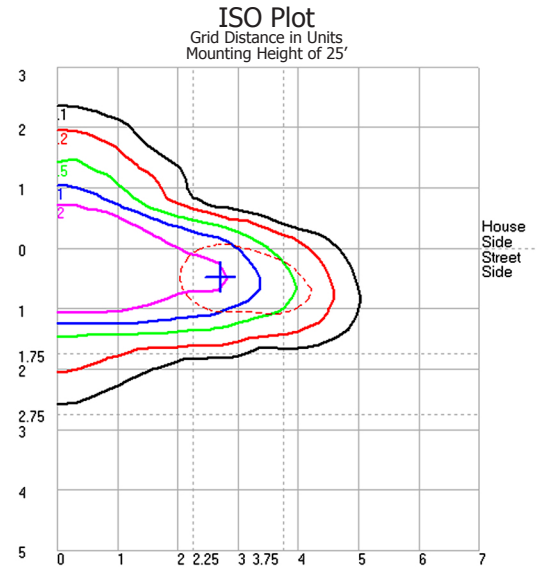
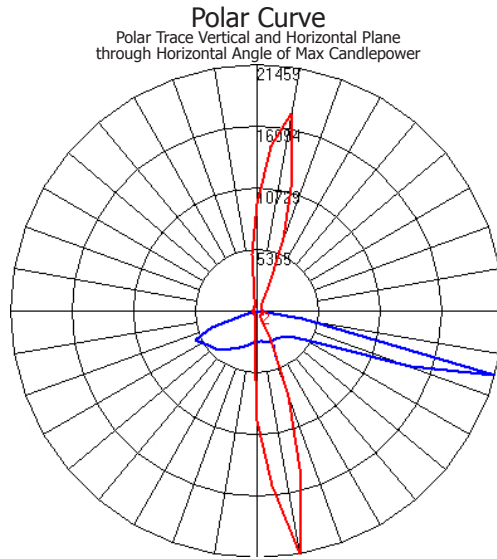
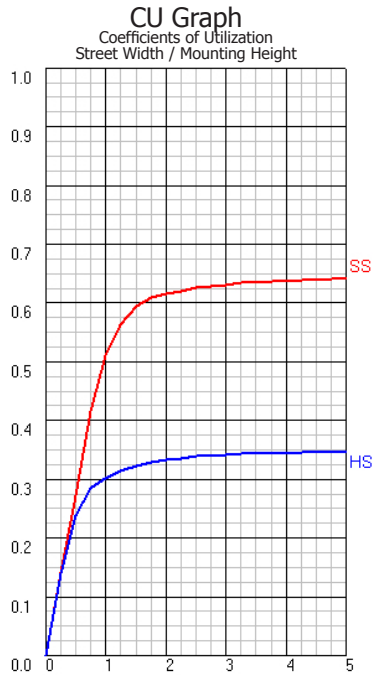
The VVD202 photocell/receptacle system will control street lighting automatically in accordance with the ambient natural lighting level. This product is designed on the basis of a thermal bimetallic structure that provides time delay over 30 seconds to avoid mis-operation due to spotlight or lightning during the evening hours. A temperature compensation system provides consistent performance regardless of the ambient temperature.

- High impact UV stabilized polycarbonate enclosure and clear window
- High impact polybutylene terephthalate base
- Photocell with 0.5" Cadmium Sulfide with heat sink
- ANSI C136.10-1996 Twist Lock receptacle
- Time delay 30-120 seconds
- Power consumption: 1.5VA (Average)
- Operation: 10-20Lx On (Dusk), 30-60Lx Off (Dawn)
- Temperature compensated
- Lighting arrester on board
- Optional shorting cap (VVD208), open cap (VVD209) and NEMA receptacle only (VVD201) are available
- Receptacle/photocell are UL, cUL listed



POLES AND MOUNTING ACCESSORIES AVAILABLE. Contact us for a custom quote.


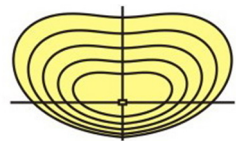
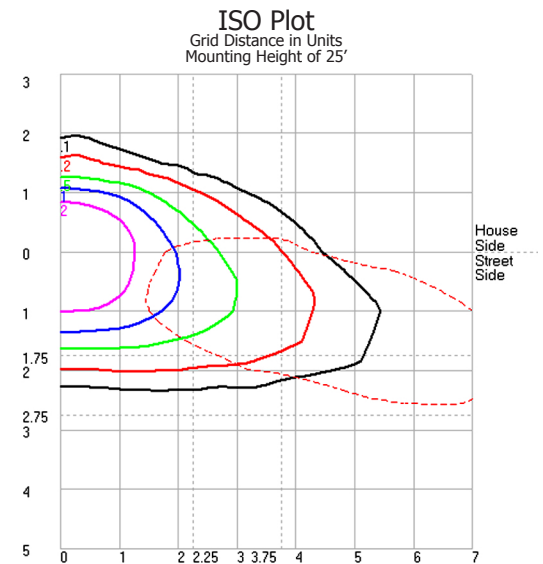
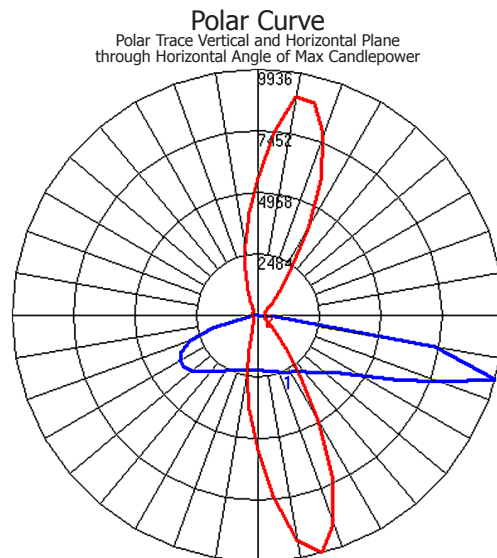
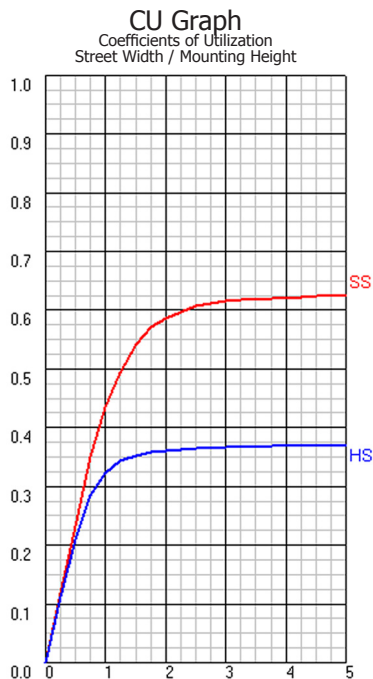
A2M Lens - Asymmetric Type II Medium



LED POWERED BY:
CREE

The above photometrics are based on Independent Testing Laboratories certified test report # ITL73461. 126 LED streetlight with 20,446 total integrated lumens at 700mA. 4000K candlepower trace and 85 CRI. 120VAC input.


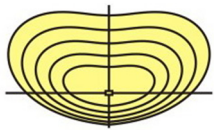
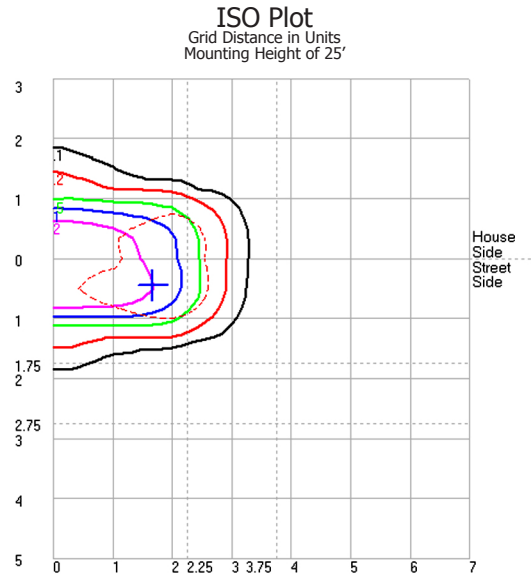
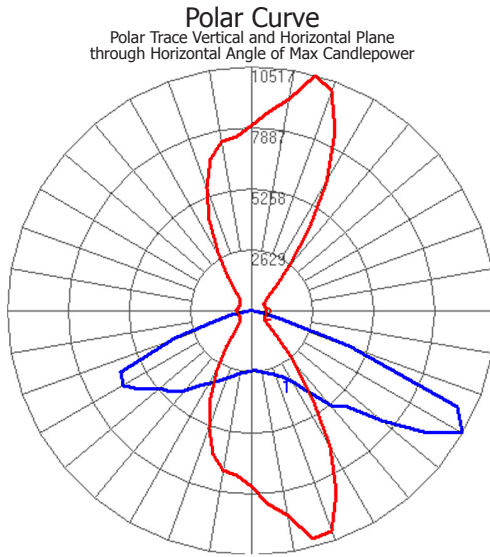
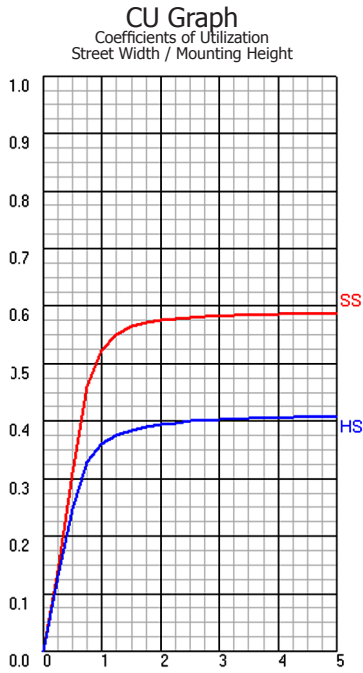
A3L Lens - Asymmetric Type III Long



LED POWERED BY:
CREE

The above photometrics are based on Independent Testing Laboratories certified test report # ITL73461. 126 LED streetlight with 20,446 total integrated lumens at 700mA. 4000K candlepower trace and 85 CRI. 120VAC input.

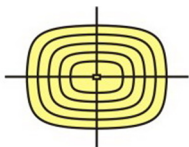
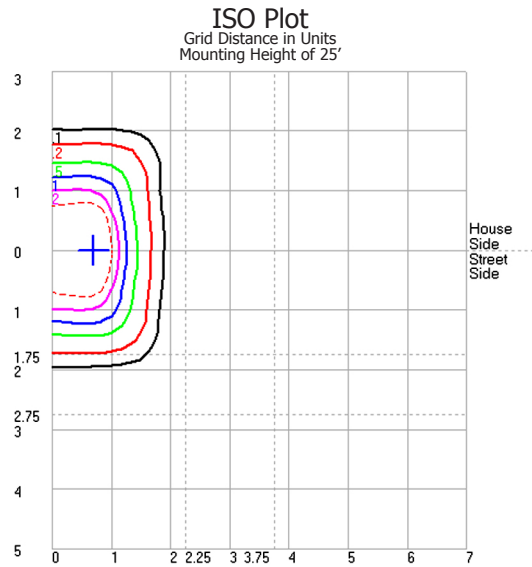
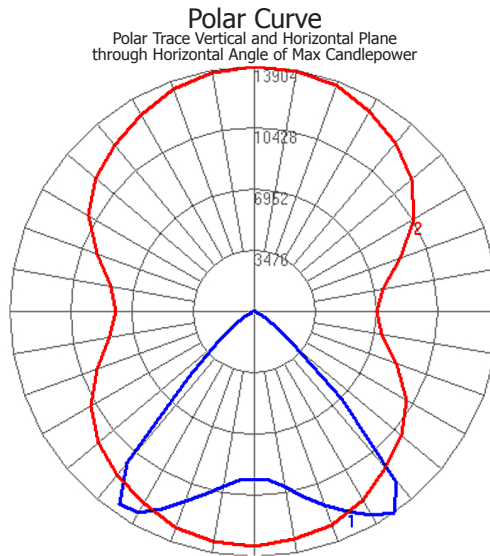
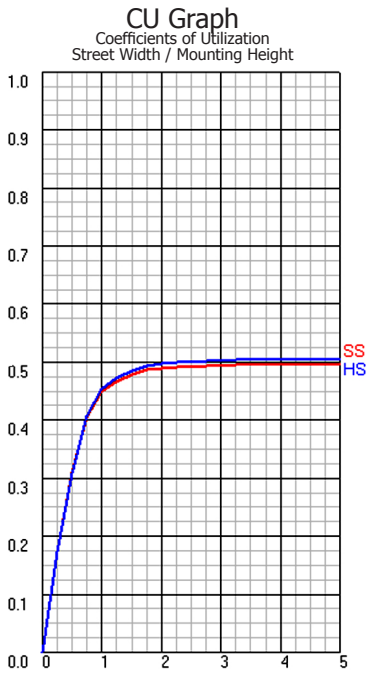
A2MH Lens - Asymmetric Type II Med Horizontal



LED POWERED BY:
CREE

The above photometrics are based on Independent Testing Laboratories certified test report # ITL73461. 126 LED streetlight with 20,446 total integrated lumens at 700mA. 4000K candlepower trace and 85 CRI. 120VAC input.

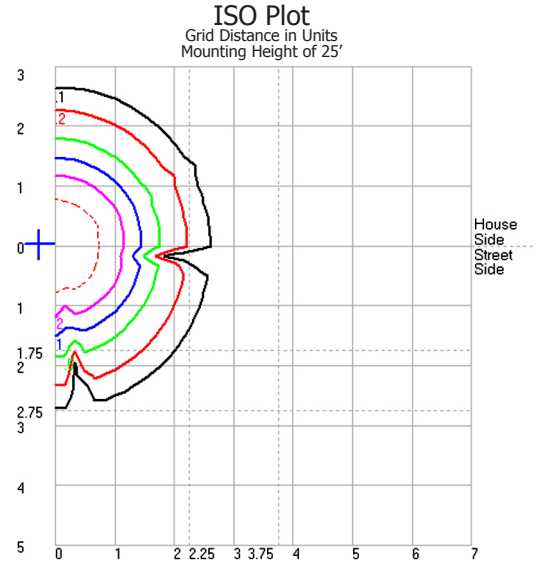
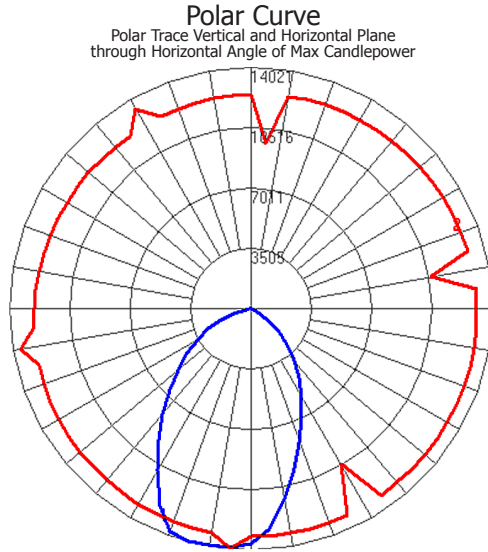
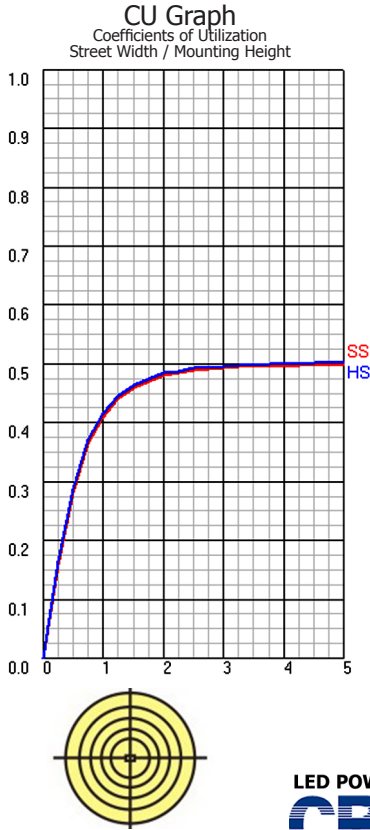
S1S Lens - Symmetric Type I Short



LED POWERED BY:
CREE

The above photometrics are based on Independent Testing Laboratories certified test report # ITL73461. 126 LED streetlight with 20,446 total integrated lumens at 700mA. 4000K candlepower trace and 85 CRI. 120VAC input.

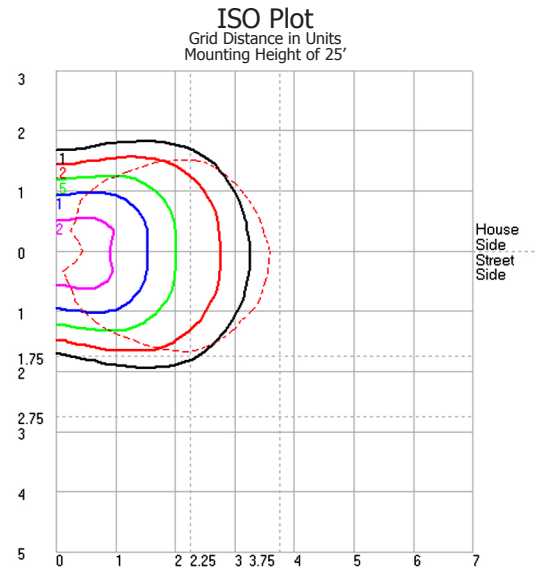
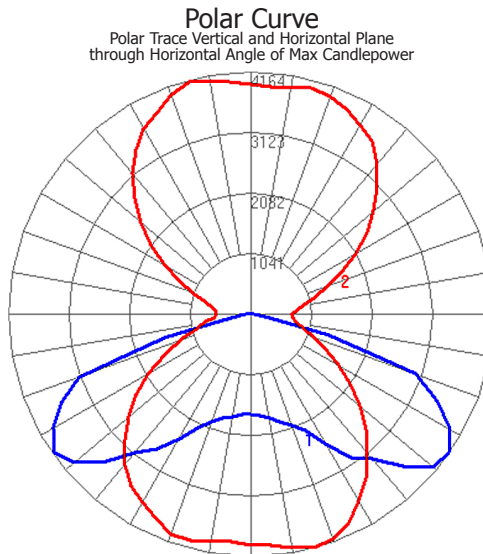
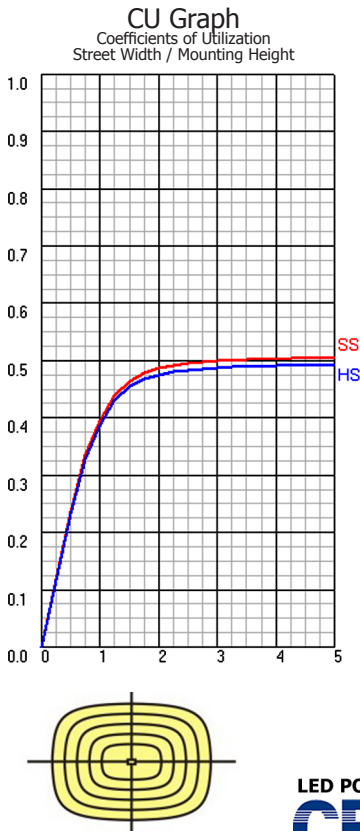
S5M Lens - Symmetric Type V Medium



LED POWERED BY:
CREE

The above photometrics are based on Independent Testing Laboratories certified test report # ITL73461. 126 LED streetlight with 20,446 total integrated lumens at 700mA. 4000K candlepower trace and 85 CRI. 120VAC input.


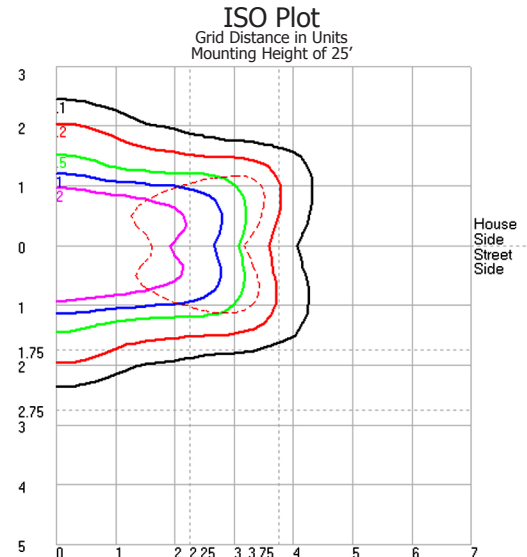
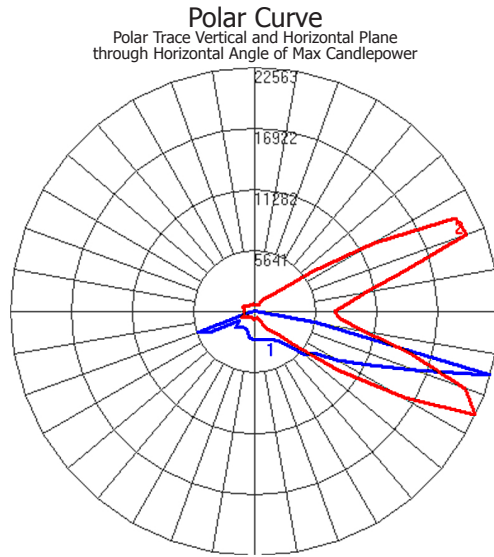
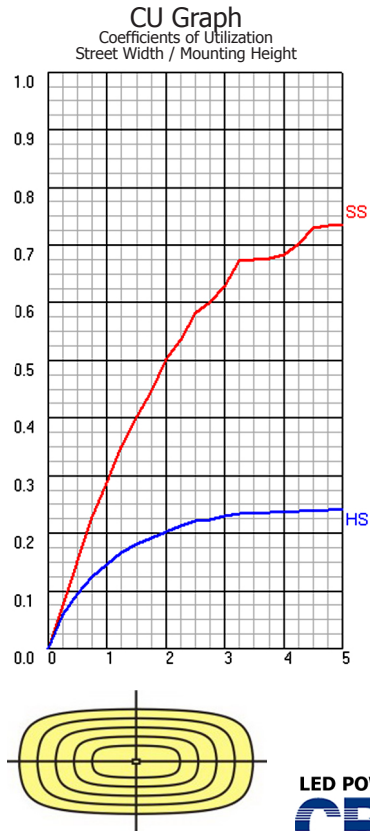
S1SH Lens - Symmetric Type I Short Horizontal



LED POWERED BY:
CREE

The above photometrics are based on Independent Testing Laboratories certified test report # ITL73461. 126 LED streetlight with 20,446 total integrated lumens at 700mA. 4000K candlepower trace and 85 CRI. 120VAC input.

S1M Lens - Symmetric Type I Medium



LED POWERED BY:
CREE

The above photometrics are based on Independent Testing Laboratories certified test report # ITL73461. 126 LED streetlight with 20,446 total integrated lumens at 700mA. 4000K candlepower trace and 85 CRI. 120VAC input.

VEGA FAMILY SPECIFICATIONS



# of LEDs	# of Modules	LED Wattage	System Watts 120V	Current (Amps)	Initial Lumens*	Lumens Per Watt	Power Factor	Drive Current	CRI	B	U	G	EPA (SQ. ft)	L70 Hours
14	1	30	33	0.28	2,618	80	0.98	700mA	76	3	0	4	1.17	60,500
28	2	60	67	0.56	5,408	81	0.98	700mA	76	3	0	4	1.31	60,500
42	3	90	96	0.81	8,046	83	0.99	700mA	76	3	0	4	1.45	60,500
56	4	120	129	1.08	10,039	78	0.99	700mA	76	3	0	4	1.59	60,500
70	5	150	164	1.37	12,970	79	0.99	700mA	75	3	0	4	1.72	60,500
84	6	180	191	1.61	15,327	80	0.99	700mA	75	3	0	4	1.86	60,500
98	7	210	224	1.87	17,872	80	0.99	700mA	75	3	0	4	2.01	60,500
112	8	240	250	2.09	20,343	81	0.99	700mA	75	3	0	4	2.21	60,500
126	9	270	286	2.39	22,578	79	0.99	700mA	75	3	0	4	2.34	60,500
140	10	300	315	2.63	25,276	80	0.99	700mA	75	3	0	4	2.48	60,500

*Initial Lumens based on 4700-5300K temperature package. Lumens vary per color temperature selected.



VEGA AR

Modular LED Area Light Fixture

Job Name: _____

Job Type: _____

Due Date: _____

Notes: _____

Before placing an order, we recommend referencing the product data sheet from our website to ensure the most accurate information.

Note: Not all LED configurations and accessories are available for all families of fixtures. Please reference the information found in this datasheet or on our website at www.vividleds.us.



Part Number:

VVDAR - - - - -

Family	# of LEDs	Color Temp	IES Type	Voltage	Finish	Dimming	Drive Current	Accessories
AR	014	W - 2700-3300K	A2M	V27 - 100-277VAC	BK - Black	ND - No-Dim	BLANK - 700mA	BLANK - None
PL	028	N - 3700-4300K	A2MH	V48 - 347-480VAC	SG - Silver Gray	D1 - 0-10V Dim	525 - 525mA	PC - VVD202
SM	042	P - 4700-5300K	A3L	D12 - 12VDC	WT - White	PD - Program Dim (Specify Schedule)	350 - 350mA	SC - VVD208
RM	056	C - 5700-6500K	S5M	D24 - 24VDC	BN - Brown			OC - VVD209
PM	070	Y - 570-575nm	S1S		CS - Custom (Specify Pantone)			RC - VVD201
TM	084	R - 620-625nm	S1SH					TR - VVD200
WM	098	G - 520-525nm	S1M					
RB	112	B - 470-475nm						
	126	CS - Custom (Specify Temp)						
	140							

ORDERING: Send a PO to your representative. If no rep is present, send to orders@vividleds.us or fax to 800-974-3570.