



AD-Series

Selection Guide



The first step in our design process: Listening.

We wanted to know exactly what you needed in a security solution. So we asked. We asked hundreds of questions and received thousands of answers from facility managers, security personnel, locksmiths and other professionals – the people who are responsible for the protection of people, property and assets.


What we heard led us to design a better electronic lock.

You told us you wanted a simple solution. You told us you wanted locks that could evolve to fit your needs. And you told us you wanted assurance that your investment would be protected for years to come. Introducing the AD-Series from Schlage. It's the first electronic lock that is flexible, adaptable and scalable. It's ready for anything, even the future. Because, at Schlage, we believe that real security sets you free.

We've been designing dependable, innovative security solutions for over 85 years. Schlage products are trusted to protect hospitals, schools and commercial buildings of all types. And today, we're living up to our reputation for innovation by introducing our newest electronic lock – the AD-Series.

Flexible.

When it comes to real security, it is not one size fits all. The AD-Series allows you to customize your electronic lock with options such as reader type, networking capabilities, finish and levers to create a perfect fit for your specific application.



Adaptable.

Needs change and technologies evolve. It's inevitable. But with AD-Series electronic locks from Schlage, you'll be ready. Their modular design and open-architecture format means they can adapt to your environment today and in the future.



Scalable.

Now as your business grows, your security solution can too. With the AD-Series, it's easy and affordable to migrate to new credential technologies, increase security levels and expand your system.



AD-Series electronic locks from Schlage are built from the ground up to provide more options, more functionality and more compatibility than any other solution on the market today.

The AD-Series features a variety of options including card readers, network configurations, locking functions, lever styles and finishes. It also offers a wide selection of features that can be configured in the field to customize your openings.

The AD-Series is built on an open architecture platform that means that it can be easily integrated into virtually any access control system. And its flexible panel interface options such as RS485, Wiegand and Clock & Data ensure seamless communication with your system.



Schlage has simplified system installation by integrating components that are usually found around the door into the AD-Series electronic lock. Now the electrified lock, reader, door position switch and request-to-exit sensors are all in one device. And using the AD-Series as part of a networked access control system, you're able to manage users and access rights, see a history of usage, initiate a facility lockdown, and monitor the status of the door, lock/unlock status, communications and battery life – resulting in improved security and productivity.

And, in the future, as new types of credentials or networking communications emerge, they can be incorporated into your current solution. The AD-Series, with its innovative modular design, can adapt to new technologies and allows you to upgrade your original chassis without even taking it off the door. The AD-Series was designed to be the right choice for today, and ready for whatever the future holds.



Proximity | 125 kHz

AD-Series proximity readers keep your building safe – and your people on the go – by reading credentials quickly, efficiently and without requiring direct contact. It's no surprise proximity technology is today's standard for most physical access control applications.

Smart Card | 13.56 MHz

Smart card access systems offer a more sophisticated level of security. Smart cards actually exchange information with readers through a process known as *mutual authentication*. It's incredibly secure and it ensures communication between the reader and the credential is unique and cannot be compromised.

Multi-Technology | 125 kHz Proximity and 13.56 MHz Smart Card

Multi-tech readers combine proximity and smart card technology in a single reader giving you the freedom to use proximity credentials, smart card credentials, or both. It's an ideal solution for facilities that are upgrading to smart cards, or may make the transition in the future.

Increase Security by Adding a Keypad

Real security matters in your facility. That's what makes proximity, smart card and multi-tech readers such an attractive option. But if your situation requires an even greater level of security, add the + keypad option to your credential readers. By requiring two types of authentication, your facility will be even more secure – because people will not only need a credential, but also PIN to gain access.



Proximity | Smart Card | Multi-Tech



AD-Series

Credential Compatibility

There's an array of different credentials out there – and even more manufacturers making them. That's why AD-Series electronic locks from Schlage were designed for versatility. From day one, they can save you money by working with the credentials you already use. AD-Series electronic locks are compatible with many different brands and technologies that include, but are not limited to:

Proximity Reader:

- Schlage
- XceedID
- HID
- GE/CASI ProxLite
- AWID

Smart Card Reader:

(Secure Sector and Card Serial Number)

- Schlage EV1
- XceedID ISO-X
- MIFARE
- FIPS 201

Smart Card Reader:

(Card Serial Number Only)

- DESFire CSN
- HID iCLASS CSN

The AD-Series Multi-Technology Readers are capable of reading all of the proximity and smart card credentials listed above – all in one reader!



Smart Card Interoperability

Smart card credentials not only provide secure access for access control solutions, but because information can be read from and written to the credential, they can work with other systems and applications including cashless vending, college/university applications, network login, retail and more.



Proximity | Smart Card | Multi-Tech

+ KEYPAD



AD-Series

Magnetic Stripe

In a broad range of situations, magnetic stripe card access is an ideal choice. On college campuses, healthcare settings and other applications where unique information needs to be stored on each credential, magnetic stripe technology has proven to be a dependable, cost-effective solution. That's what makes it one of the most widely used credentials in the world today.

AD-Series magnetic stripe solutions feature:

- An insertion-style reader that ensures a correct read the first time.
- Reader heads that can be configured in the field to read the complete track 1, 2 or 3.
- A unique design that allows maintenance personnel to clean the reader and reader head without removing the lock from the door.
- A physically robust design that is engineered for abusive environments.



Magnetic Stripe + Keypad

AD-Series magnetic stripe readers are also available with keypads. In addition to presenting a credential, users are required to also enter a PIN number. The result is an extra layer of security that reduces the risk associated with stolen or lost credentials.



Magnetic Stripe



AD-Series

Using Magnetic Stripe Technology in a University Application

Magnetic stripe credentials are a way of life on a college campus. Students and faculty use them to gain access to residence halls, classrooms and the library; to purchase meals, laundry and books; to get discounts at their favorite retailers and more. AD-Series electronic locks can be seamlessly integrated into many of the leading one card systems on the market today, making them an easy choice when securing a university or college campus.



Magnetic Stripe

+ KEYPAD



AD-Series

Keypad



In many environments keypad locks are the perfect choice. They're simple to use, more convenient than mechanical locks, provide better key control and reduce risks associated with lost keys.

AD-Series keypad locks from Schlage offer all these classic benefits, plus one more: when you're ready to upgrade to an even higher level of security, just replace the reader module, not the entire lock.

AD-Series keypad solutions feature:

- An easy-to-use 12-button keypad.
- Intuitive functions for users and facility managers.
- A multi-function light that indicates lock status and battery strength.
- On-demand blue LED backlighting for enhanced keypad visibility.



Keypad



AD-Series

Networked Wireless Solutions



AD-Series

Networked Wireless Solutions

AD-Series wireless locks give you all the benefits of a hardwired system – without the wires. That means quicker, more cost-effective installations, and minimal disruption to your environment. Whether it's a new construction project or a historic building, AD-Series wireless solutions from Schlage are perfect when security, functionality and control are equally important.

AD-400 wireless solutions feature:

- All the benefits of a hardwired system, including real-time monitoring, audit trails, centralized lock-down and instant access control management.
- 900 MHz communication protocols that won't interfere with other wireless networks.
- Secure encrypted data transmissions.
- Patent-pending wireless feature that enables efficient lockdown or unlock in under 10 seconds while still optimizing battery life for up to two years.
- Fast installations reduce overall cost of the solution.
- Less invasive installations for historic buildings and sensitive areas.
- An easy way to expand your system as needs change.



Networked Hardwired Solutions



AD-Series

Networked Hardwired Solutions



In facilities where permissions change on regular basis, real-time monitoring is essential or there are a large number of users or doors, AD-Series hardwired locks can provide a perfect balance of security, convenience and freedom.

A hardwired system gives you centralized, networked control from a single computer. That means you're in complete control of your facility. It also means you have total peace of mind.

AD-300 hardwired solutions feature:

- Real-time monitoring capabilities that tell you who went where and when.
- Centralized lockdown feature that allows you to secure your facility instantly.
- Efficient management of access rights, schedules, holidays and more.
- The ability for a large number of devices to be managed from a single computer.
- Configurable Fail Safe/Fail Secure and other capabilities per code.



Offline Solutions



AD-Series

Offline Solutions

Networked locks provide superior convenience and control, but they may not be right for every opening in your facility. That's why AD-Series electronic locks are also available in offline configurations – they are just as secure as traditional mechanical locks from Schlage, but with the added benefits of productivity and efficiency.

AD-Series offline locks are a cost-effective way to upgrade from traditional mechanical locking devices. They allow you to easily add and delete users, track usage and manage data - all without installing a facility-wide network.

And of course, because they're part of the AD-Series, you're free to upgrade to a networked solution at any time. Simply replace the network module – not the entire lock – and you'll be up and running in minutes.

AD-200/250 offline solutions feature:

- A more convenient security solution than traditional mechanical locking devices.
- Audit trail reports that allow you to track usage on any date or time.
- Two solutions to fit your environment:
 - The AD-200 stores user rights and schedules in the lock.
 - The AD-250 stores user rights and schedules on individual's magnetic stripe credentials.
- Options to update users and access rights at the lock using the keypad, authorized credentials or a handheld programmer.
- The ability to upgrade to a networked solution as budgets allow and needs change.





For more information, visit us online at schlage.com/AD-Series

The AD-Series electronic lock from Schlage. A thing of beauty. Inside and out.

When designing the AD-Series we not only thought through all of the technical details, but also the aesthetics and how the lock would affect the environment in which it lives. We chose warm and cool finish palettes that

compliment any décor, popular lever styles that will suite with other locking solutions throughout the building and modern blue LED backlighting to enhance the user experience.

The AD-Series offers the following lever choices and finishes to complete your customized look:

Lever styles



Sparta



Rhodes



Athens



Tubular

Warm tone finishes



605
Bright Brass



606
Satin Brass




612
Satin Bronze



643e
Aged Bronze

AD-Series locks are available in both warm and cool finishes with coordinating module and keypad tones that compliment the palette that you choose.


Cool tone finishes




619
Satin Nickel



625
Bright
Chrome



626
Satin Chrome



626AM
Satin Chrome
with Antimicrobial

From easy-to-use features that simplify daily operation to convenient application-specific functions, the AD-Series delivers a solution that's perfect for your facility.

Enhanced User Experience

- Audible and visual feedback
- On-demand blue LED backlighting
- Interior networked lock status indicators

Compatibility

- Backward compatibility with existing Schlage electronic lock systems
- A patent pending key-in-lever design that accepts most major key system cylinders
- An exit trim option that is compatible with a number of industry leading exit devices including Von Duprin and Falcon

Locking Functions

- Classroom/Storeroom
- Office
- Privacy
- Apartment

Proven Rugged and Reliable

- Available in Cylindrical, Mortise, Mortise Deadbolt and Exit Trim
- Product will ship as ANSI/BHMA 156.25 Grade 1 certified and UL294 Listed

We listened to your needs. Then we designed a security solution unlike any other on the market today – a completely customizable lock that adapts as your needs change. The AD-Series is here. **Customize your lock today at schlage.com/AD-Selector.**





Ingersoll Rand's Security Technologies sector is a leading global provider of products and services that make environments safe, secure and productive. The sector's market-leading products include electronic and biometric access-control systems; time-and-attendance and personnel scheduling systems; mechanical locks; portable security; door closers, exit devices, architectural hardware, and steel doors and frames; and other technologies and services for global security markets.

860-584-9158

866-322-1237

www.schlage.com www.ingersollrand.com