



 LaCANTINA DOORS

FOLDING DOOR SYSTEMS



ENTERTAIN THE POSSIBILITIES



LaCANTINA DOORS



LIVE MORE IN THE WORLD AROUND YOU



FROM THE VERY BEGINNING, **LaCANTINA DOORS** WAS AND REMAINS TODAY, A PIONEER IN DESIGNING AND MANUFACTURING FOLDING DOOR SYSTEMS. OUR PHILOSOPHY IS TO CONTINUALLY INNOVATE AND CREATE QUALITY, VALUE AND PERFORMANCE IN EVERY PRODUCT WE DESIGN. **LaCANTINA DOORS** TRANSFORM OPEN SPACES BY REMOVING THE DISTINCTION BETWEEN THE INDOORS AND OUTDOORS. FROM THE MOMENT THE FIRST **LaCANTINA DOORS** WERE MADE, WE RECOGNIZED THAT WE WERE BUILDING MORE THAN JUST A DOOR; WE WERE OFFERING OUR CUSTOMERS A NEW LIFESTYLE.

WE SOURCE ONLY THE HIGHEST QUALITY MATERIALS AND DESIGN, ENGINEER AND TEST EVERY COMPONENT OF OUR DOOR SYSTEMS. **LaCANTINA DOORS** OFFER THE MOST COMPREHENSIVE PRODUCT RANGE OF FOLDING DOOR SYSTEMS SUITABLE FOR BOTH RESIDENTIAL AND COMMERCIAL APPLICATIONS.

LaCANTINA DOORS' HEADQUARTERS AND MANUFACTURING FACILITY IS LOCATED IN SAN DIEGO. FOUNDED IN AUSTRALIA IN 1994, WE WERE THE FIRST COMPANY TO ESTABLISH PRODUCTION FACILITIES IN THE U.S. DEDICATED EXCLUSIVELY TO FOLDING DOOR SYSTEMS. ALONG WITH OUR ORIGINAL ALL WOOD DESIGN, WE NOW OFFER A FULL RANGE OF FOLDING DOOR SYSTEMS THAT INCLUDE CLAD, ALUMINUM WOOD, ALUMINUM, THERMALLY CONTROLLED ALUMINUM AND IMPACT RATED.

ABOUT
LACANTINA DOORS

FOCUSED EFFORTS IN PRODUCT DESIGN AND DEVELOPMENT HAVE HELPED BUILD A SOLID REPUTATION FOR INNOVATION, HIGH PERFORMANCE, A SUPERIOR CUSTOMER EXPERIENCE AND COMPETITIVE PRICES. FROM AWARD-WINNING RESIDENTIAL PROJECTS TO RETAIL STOREFRONTS, RESTAURANTS, HOTELS, RESORTS, SCHOOLS, AND TRAIN STATIONS, OUR PRODUCTS ARE THE PREFERRED CHOICE OF ARCHITECTS, DESIGNERS, CONTRACTORS AND CONSUMERS THROUGHOUT THE U.S. AND INTERNATIONALLY.

A modern interior space with a high wooden ceiling and large windows. The walls are made of stacked stone. A long wooden bench sits on a concrete floor. A guitar is on a stand, and a small drum is nearby. A man in a purple shirt and light pants is walking outside through a glass door. A lounge chair is in the foreground. The text "A CHANGE OF SPACE" is overlaid on the image.

A CHANGE OF SPACE

VISUALLY APPEALING
DESIGNS

OUR SIGNATURE DOOR PANELS FEATURE INNOVATIVE NARROW STILE AND RAIL PROFILES. THE PERFECT BALANCE OF FRAME AND GLASS ALLOWS MORE LIGHT AND CREATES UNINTERRUPTED VIEWS.

COMPREHENSIVE RANGE

WE MANUFACTURE THE WIDEST, MOST DIVERSE RANGE OF FOLDING DOOR AND SCREEN SYSTEMS IN THE U.S., AVAILABLE IN A SELECTION OF MATERIALS AND PERFORMANCE LEVELS TO MEET THE NEEDS OF ALL RESIDENTIAL AND COMMERCIAL PROJECTS.

INNOVATIVE
TECHNOLOGY

ENTIRELY BUILT IN OUR OWN FACILITIES, OUR FRAME AND PANEL DESIGNS FEATURE COMPONENT INNOVATIONS THAT ADDRESS SUCH CUSTOMER NEEDS AS GREATER ENERGY EFFICIENCIES, FLUSH FLOOR LEVELS INSIDE & OUT AND MORE.

UNMATCHED
QUALITY & VALUE

LaCANTINA DOORS ARE CUSTOM MADE IN THE USA. OUR DEDICATED MANUFACTURING FACILITY ENABLES US TO CONSISTENTLY PRODUCE THE HIGHEST QUALITY PRODUCTS AT COMPETITIVE PRICES AND INDUSTRY LEADING LEAD TIMES.

LEADING SUPPORT &
PRODUCT WARRANTY

WE NOT ONLY MANUFACTURE THE HIGHEST QUALITY PRODUCT, WE OFFER AN INDUSTRY LEADING 10-YEAR LIMITED WARRANTY ACROSS OUR ENTIRE PRODUCT LINE BACKED BY OUR KNOWLEDGEABLE CUSTOMER SERVICE STAFF WITH EXTENSIVE EXPERIENCE IN FOLDING DOOR AND SCREEN SYSTEMS.

ENHANCED LIFESTYLE

LaCANTINA DOORS CREATE DRAMATICALLY EXPANDED INTERIORS FILLED WITH NATURAL LIGHT AND OPEN AIR, COMPLETELY TRANSFORMING SPACE AND ENHANCING YOUR LIFESTYLE.



BUILD LLC | BEAUX ARTS VILLAGE

INNOVATING OPEN SPACES



THE PALMS PLACE HOTEL & SPA | LAS VEGAS



FOLDING DOOR
APPLICATIONS

LaCANTINA DOORS OFFER A DYNAMIC AND LIFESTYLE CHANGING SOLUTION THAT TRANSFORMS RESIDENTIAL AND COMMERCIAL SPACES IN ANY ENVIRONMENT OR CLIMATE. FROM CONTEMPORARY TO TRADITIONAL, URBAN TO RURAL, FROM THE COASTLINE TO THE MOUNTAINS, **LaCANTINA DOORS** WILL ENHANCE ANY ARCHITECTURAL STYLE.

RESIDENTIAL

A **LaCANTINA** FOLDING DOOR AND SCREEN SYSTEM CREATES AN OUTDOOR LIVING EXPERIENCE IN ANY HOME, ANYWHERE PROVIDING AN ENVIRONMENT OF OPEN SPACES.

RESTAURANTS & RETAIL
STOREFRONTS

LaCANTINA DOORS PROVIDES A UNIQUE OPPORTUNITY FOR BUSINESS OWNERS TO ATTRACT CUSTOMERS AND MAXIMIZE COSTLY COMMERCIAL SPACE. WHETHER CREATING AN ALFRESCO DINING EXPERIENCE OR CAPTURING A SHOPPER'S ATTENTION, **LaCANTINA DOORS** ARE A DRAMATIC DESIGN ELEMENT.

RESORT & HOSPITALITY

LaCANTINA FOLDING DOORS OFFER ENDLESS POSSIBILITIES FOR RESORT AND HOSPITALITY PROPERTIES. THEY ENHANCE GUEST ROOMS, SUITES & VILLAS, OUTDOOR CABANAS AND EVEN HIGH RISE BALCONIES WITH LARGE INDOOR/OUTDOOR SPACES; OPENING THEM UP TO OUTDOOR RECREATION AREAS, POOL VIEWS AND SPECTACULAR SUNSETS.

EDUCATION & LIBRARIES

A **LaCANTINA DOORS** SYSTEM MAKES BETTER USE OF INTERIOR SPACES OR CAN CREATE LARGE OPEN SPACES FOR SCHOOLS, LIBRARIES, CAMPUSES AND MUSEUMS. TRANSFORMING ONE LARGE OPEN ROOM TO MULTIPLE CLASS ROOMS OFFERS A FLEXIBLE MULTI-PURPOSE INTERIOR SOLUTION.

INTERIOR DIVIDERS

A **LaCANTINA DOORS** SYSTEM IS IDEAL FOR COMMERCIAL OR RESIDENTIAL INTERIOR APPLICATIONS. OUR FLUSH GUIDE TRACK ALLOWS FOR A SMOOTH TRANSITION BETWEEN ROOMS, OFFICES, CONFERENCE ROOMS AND MEETING ROOMS.



ALUMINUM SYSTEMS



THE **ALUMINUM** SYSTEM REDEFINES CONTEMPORARY STYLE AS A BIFOLD DOOR OR WINDOW.

ALUMINUM SYSTEMS

ITS CLEAN DESIGN FEATURES A NARROW 2 3/4" STILE AND RAIL PROFILE ALLOWING FOR MORE GLASS AND LIGHT. PERFECT FOR RESIDENTIAL AND COMMERCIAL PROJECTS IN MODERATE CLIMATES OR AS AN INTERIOR SPACE DIVIDER, THE **ALUMINUM** FOLDING SYSTEM OFFERS STRENGTH AND SECURITY WITH A VALUE PRICE.


THE **ALUMINUM** SERIES FEATURES & BENEFITS:

FEATURES

- SQUARE DETAILING THAT IS SIMPLE AND MODERN
- CONCEALED MULTI-POINT LOCKING SYSTEM FOR EASE OF OPERATION AND SECURITY
- EXTRUDED ALUMINUM PANEL WALL THICKNESS OF UP TO 1/4"
- SINGLE LITE PANELS UP TO 10' TALL WITHOUT THE NEED FOR A HORIZONTAL MULLION
- 10" TALL BOTTOM RAIL, LOW RISE SILL AND OTHER OPTIONS FOR COMMERCIAL/ADA REQUIREMENTS
- 1/4" TO 1" DUAL GLAZING OPTIONS
- WHITE, CLEAR AND DARK BRONZE ANODIZED IN-STOCK FINISHES OR CREATE A DISTINCTIVE COLOR
- CUSTOM SIMULATED DIVIDING LITE (SDL) DESIGNS
- CONTEMPORARY DAILY DOOR HANDLE TRIMSET AND LOCK INCLUDED

BENEFITS

- MAXIMIZES THE AMOUNT OF GLASS FOR MORE NATURAL DAYLIGHT
- WHITE, CLEAR AND DARK BRONZE ANODIZED FINISHES WILL MATCH MOST ALUMINUM WINDOWS
- NO FINISHING REQUIRED AND LOW MAINTENANCE
- STRENGTH AND RIGIDITY FOR OVERSIZED PANELS
- WIDE RANGE OF GLAZING OPTIONS FOR IMPROVED THERMAL PERFORMANCE, SAFETY, PROTECTION AND PRIVACY
- COMBINE WITH OUR SCREEN SYSTEMS FOR YEAR ROUND COMFORT



ALUMINUM THERMALLY CONTROLLED SYSTEMS



ALUMINUM THERMALLY CONTROLLED SYSTEMS

THE **ALUMINUM THERMALLY CONTROLLED** SYSTEM OFFERS THE SLEEK AND CONTEMPORARY DESIGN OF OUR ALUMINUM SYSTEM WITH IMPROVED THERMAL PERFORMANCE AND ADDED FEATURES. PERFECT FOR THOSE CLIMATES WHERE YOU WANT TO KEEP EITHER THE COLD OR HEAT OUT AND THE IDEAL TEMPERATURE IN.

FEATURING THERMAL BREAKS THROUGHOUT AND NARROW 2 15/16" STILE AND RAIL PROFILES, THE **ALUMINUM THERMALLY CONTROLLED** SYSTEM IS THE RESULT OF AN EXTENSIVE DESIGN PROCESS FOCUSED ON OPTIMAL ENERGY EFFICIENCY, STRUCTURAL PERFORMANCE AND VERSATILITY.


THE **ALUMINUM THERMALLY CONTROLLED** SERIES FEATURES & BENEFITS:

FEATURES

- THICKER 2 1/4" PANELS SUITABLE FOR HIGH WIND ENVIRONMENTS
- PANEL DESIGN OFFERS VERSATILITY OF COLORS AND AESTHETIC
- EUROPEAN THERMAL STRUTS THAT CREATE A NON-CONDUCTIVE BRIDGE BETWEEN THE OUTSIDE AND THE INSIDE OF THE DOOR
- CONCEALED MULTI-POINT LOCKING SYSTEM FOR EASE OF OPERATION AND SECURITY
- 3/8" TO 1 1/4" TRIPLE GLAZING OPTIONS
- WHITE, CLEAR AND DARK BRONZE ANODIZED IN-STOCK FINISHES OR CREATE A DISTINCTIVE COLOR
- CUSTOM SIMULATED DIVIDING LITE (SDL) DESIGNS
- CONTEMPORARY DAILY DOOR HANDLE TRIMSET AND LOCK INCLUDED

BENEFITS

- GREATER ENERGY EFFICIENCY
- SPLIT FINISH OPTIONS FOR INTERIOR AND EXTERIOR INCLUDING WOOD DECORAL
- NO FINISHING REQUIRED AND LOW MAINTENANCE
- STRENGTH AND RIGIDITY FOR PANELS UP TO 10' TALL
- WIDE RANGE OF GLAZING OPTIONS FOR ULTIMATE THERMAL PERFORMANCE, SAFETY AND PROTECTION
- DP 70 IMPACT RATED PACKAGE AVAILABLE
- COMBINE WITH OUR SCREEN OR BLIND SYSTEM FOR THE ULTIMATE GLASS AND VENTILATING WALL



ALUMINUM WOOD SYSTEMS



ALUMINUM WOOD
SYSTEMS

THE **ALUMINUM WOOD** SYSTEM IS OUR UNIQUE DESIGN INNOVATION FROM A TRADITIONAL WOOD CLAD DOOR. BUILT WITH THE HIGHEST QUALITY COMPONENTS AND LATEST ENGINEERING, THE **ALUMINUM WOOD** BIFOLD SYSTEM IS A GREAT ALL AROUND PERFORMER.

FEATURING 2 1/4" THICK PANELS, THE **ALUMINUM WOOD** SYSTEM DELIVERS EVERYTHING YOU DEMAND IN A CLAD SYSTEM AND MORE - LOW MAINTENANCE EXTERIOR WITH THE BEAUTY OF A REAL NATURAL WOOD INTERIOR AND CONCEALED MULTI-POINT LOCKS.

THE **ALUMINUM WOOD** SERIES FEATURES & BENEFITS:

FEATURES

- SIGNATURE NARROW 3 5/8" STILE & RAIL UP TO 10' TALL
- HYBRID PANEL CONSTRUCTION OF 1 3/4" THICK EXTRUDED ALUMINUM AND 1/2" SOLID WOOD INTERIOR
- VERTICAL GRAIN DOUGLAS FIR AND MAHOGANY WOOD SPECIES IN-STOCK OR CUSTOM ORDER ANY SPECIES, INCLUDING FSC CERTIFIED WOODS
- CONCEALED MULTI-POINT LOCKING SYSTEM FOR EASE OF OPERATION, SECURITY & SINGLE ACTION LOCKING
- SIMULATED DIVIDING LITES (SDL) 1" SCULPTED PROFILE, AVAILABLE IN MOST TRADITIONAL & MODERN PATTERNS
- 1/4 TO 1 1/4" TRIPLE GLAZING OPTIONS
- DISTINCTIVE WHITE AND BRONZE IN-STOCK FINISHES OR CUSTOM KYNAR AND POWDERCOAT TO VIRTUALLY MATCH ANY COLOR
- STYLISH DAILY DOOR HANDLE TRIMSET AND LOCK INCLUDED

BENEFITS

- PERFECT FOR BOTH CONTEMPORARY AND TRADITIONAL ARCHITECTURAL DESIGNS
- WOOD DECORAL EXTERIOR AVAILABLE FOR AN ALL WOOD LOOK
- ENGINEERED ALUMINUM PANEL CONSTRUCTION BETTER SUITED TO HARSH ENVIRONMENTS THAN A SOLID WOOD DOOR
- STRENGTH AND RIGIDITY FOR PANELS OVER 8'TALL
- WIDE RANGE OF GLAZING OPTIONS FOR IMPROVED THERMAL PERFORMANCE, SAFETY, PROTECTION AND IMPACT RESISTANCE
- COMBINE WITH OUR SCREEN OR BLIND SYSTEM FOR THE ULTIMATE GLASS AND VENTILATING WALL



CLAD SYSTEMS



CLAD SYSTEMS

FEATURING AN EXTRUDED ALUMINUM EXTERIOR, SOLID LAMINATED WOOD CORE CONSTRUCTION AND A REAL WOOD INTERIOR, OUR **CLAD** SYSTEM WITHSTANDS THE ELEMENTS WITH HIGH ENERGY EFFICIENCY.

WITH OUR PREFERRED NARROW STILE AND RAIL PROFILE, THE **CLAD** SYSTEM HAS A TRADITIONAL YET CONTEMPORARY LOOK, ALLOWING THE PERFECT BALANCE OF LIGHT AND GLASS FOR YOUR SPACE.


THE **CLAD** SERIES FEATURES & BENEFITS:

FEATURES

- 1 3/4" THICK PANELS WITH 2 1/4" OPTION AVAILABLE
- SIGNATURE 3 5/8" STILE & RAIL PROFILE
- 7 1/2" AND 10" BOTTOM RAIL OPTIONS FOR FRENCH DOOR LOOK
- SOLID LVL WOOD CORE CONSTRUCTION
- VERTICAL GRAIN DOUGLAS FIR AND MAHOGANY WOOD SPECIES IN-STOCK OR CUSTOM ORDER ANY SPECIES, INCLUDING FSC CERTIFIED WOODS
- SIMPLE FLUSH BOLT LOCKING OFFERS A MORE TRADITIONAL LOOK
- SIMULATED DIVIDED LITES (SDL) 1" SCULPTED PROFILE AVAILABLE IN MOST TRADITIONAL & MODERN PATTERNS
- 1/4" TO 1" DUAL GLAZING OPTIONS
- DISTINCTIVE WHITE AND BRONZE IN-STOCK FINISHES OR CUSTOM KYNAR AND POWDERCOAT TO VIRTUALLY MATCH ANY COLOR
- ELEGANT DAILY DOOR HANDLE, TRIMSET AND LOCK HARDWARE WITH COMPATIBLE LOCKBODY

BENEFITS

- HEAVY GAUGE EXTRUDED ALUMINUM CLAD EXTERIOR PROVIDES DURABILITY AND LOW MAINTENANCE
- LESS DOOR FRAME AND MORE GLASS THAN A TYPICAL SWING PATIO DOOR
- PERFECTLY COMPLEMENTS ANY CLAD WOOD WINDOW PACKAGE WITH COLOR MATCHING
- OUR LOCKBODY IS COMPATIBLE WITH MAJOR BRANDS OF TRIMSETS IF YOU WANT TO SUPPLY YOUR OWN
- MAXIMUM ENERGY EFFICIENCY FOR COLD CLIMATES
- COMBINE WITH OUR SCREEN SYSTEMS FOR YEAR ROUND COMFORT



WOOD SYSTEMS



THE ORIGINAL **LaCANTINA DOORS** SYSTEM. ALL **WOOD** BOTH INSIDE AND OUT, IS A TIMELESS CLASSIC AND STILL ONE OF OUR MOST POPULAR PRODUCTS.

WOOD SYSTEMS

FEATURING OUR SIGNATURE NARROW STILE AND RAIL PROFILE, OUR **WOOD** SYSTEM IS AVAILABLE IN A RANGE OF WOOD SPECIES, READY TO SEAL, STAIN OR PAINT. OUR **WOOD** SYSTEM CAN ACCOMMODATE CUSTOM PANELS FROM 1 3/4" TO 2 1/4" THICK.

SUITABLE FOR CONTEMPORARY OR TRADITIONAL DESIGN. LET YOUR ALL **WOOD LaCANTINA DOORS** BE THE HIGHLIGHT OF ANY SPACE.

THE **WOOD** SERIES FEATURES & BENEFITS:

FEATURES

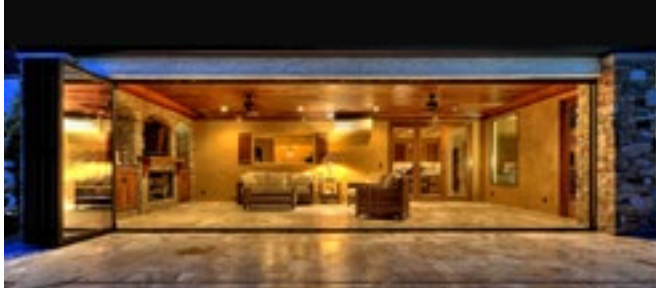
- SIGNATURE 3 5/8" STILE & RAIL PROFILE AS STANDARD
- 7 1/2" AND 10" BOTTOM RAIL OPTIONS
- SOLID LVL WOOD CORE CONSTRUCTION
- SIMPLE FLUSH BOLT LOCKING OFFERS A MORE TRADITIONAL LOOK
- VERTICAL GRAIN DOUGLAS FIR AND MAHOGANY WOOD SPECIES IN-STOCK OR CUSTOM ORDER ANY SPECIES, INCLUDING FSC CERTIFIED WOODS
- 1/4" TO 1" DUAL GLAZING OPTIONS
- ELEGANT DAILY DOOR HANDLE, TRIMSET AND LOCK HARDWARE WITH COMPATIBLE LOCKBODY

BENEFITS

- CUSTOM PANELS TO MATCH OR COMPLEMENT VIRTUALLY ANY DESIGN
- THE BEAUTY OF ALL WOOD CREATES A DISTINCTIVE ARCHITECTURAL STYLE
- PERFECT FOR INTERIOR SPACE DIVIDERS
- WOOD IS A NATURAL THERMAL BARRIER PROVIDING IMPROVED ENERGY EFFICIENCY
- OUR LOCKBODY IS COMPATIBLE WITH MAJOR BRANDS OF TRIMSETS IF YOU WANT TO SUPPLY YOUR OWN
- COMBINE WITH OUR SCREEN SYSTEMS FOR YEAR ROUND COMFORT

A large, open-air living area with a wooden ceiling, stone pillars, and a view of a pool and lake. The ceiling is made of dark, weathered wood planks. The floor is made of light-colored stone tiles. In the foreground, there is a wicker coffee table with a glass top and a wicker chair. In the background, there is a swimming pool, a dining table with chairs, and a view of a lake and palm trees under a blue sky with clouds. The text "IMPACT RATED SYSTEMS" is overlaid on the image.

IMPACT RATED SYSTEMS



IMPACT RATED SYSTEMS

THE FIRST OF OUR **IMPACT RATED SYSTEMS** DEFINES CONTEMPORARY DESIGN PROVIDING ULTIMATE PERFORMANCE WITH AN OUTSTANDING DP70 RATING IN HIGH VELOCITY HURRICANE ZONE (HVHZ) AND OTHER WIND-BORNE DEBRIS AREAS. OFFERED WITH THE ALUMINUM THERMALLY CONTROLLED SYSTEM, THE ENHANCED WEATHER AND SAFETY FEATURES FOR AIR, WIND, WATER AND IMPACT MAKE THE **IMPACT RATED SYSTEM** OUR HIGHEST PERFORMING PRODUCT.

THE **IMPACT SYSTEM** IS DESIGNED TO COMPLY WITH STRINGENT FLORIDA BUILDING CODES AND FOR USE IN OTHER WIND-BORNE DEBRIS AREAS INCLUDING MIAMI-DADE, THE CAROLINAS, THE NORTHEAST & EAST COAST, TEXAS, THE GULF OF MEXICO, THE CARIBBEAN AND HAWAIIAN ISLANDS.

THE **IMPACT RATED** SERIES FEATURES & BENEFITS:

FEATURES

- SELECT ANY SIZE SYSTEM OR CONFIGURATION WITH PANELS UP TO 3' WIDE X 8' TALL
- 2 1/4" THICK PANELS WITH THERMAL BREAKS THROUGHOUT FOR IMPROVED ENERGY EFFICIENCY
- OUR PROPRIETARY CORE AND FASCIA PANEL CONSTRUCTION WITH A COMPREHENSIVE RANGE OF FINISH OPTIONS FOR BOTH THE EXTERIOR AND INTERIOR
- NARROW 2 15/16" STILE & RAIL PROFILES FOR MORE GLASS AND LIGHT
- CONCEALED MULTI-POINT LOCKING SYSTEM FOR EASE OF OPERATION AND SECURITY
- ENHANCED EXTREME WEATHER PERFORMANCE ATTRIBUTES INCLUDING ADDITIONAL HARDWARE FOR MAXIMUM STRUCTURAL PERFORMANCE AND OPTIMAL WEATHER SEALS FOR WATER RESISTANCE
- 2 SILL CHOICES - DP70 WEATHER RESISTANT RAISED SILL OR WEATHER RESISTANT SILL
- 7/16" LAMINATED IMPACT RESISTANT GLASS, EITHER MONOLITHIC OR 1 1/8" DUAL GLAZING

BENEFITS

- HIGH PERFORMANCE WITH VERSATILITY IN AESTHETICS
- TESTED TO WIND SPEEDS UP TO 165 MPH WITH A DP 70 RATING
- ADDED PEACE OF MIND FOR THE SECURITY OF YOUR HOME OR BUSINESS
- WIDE RANGE OF GLAZING OPTIONS FOR THERMAL PERFORMANCE, SAFETY AND PROTECTION
- STRUCTURALLY SOUND FOR MINIMAL PANEL DEFLECTION UNDER HIGH WINDS
- SPLIT FINISH OPTIONS FOR INTERIOR AND EXTERIOR INCLUDING WOOD DECORAL
- OPTIMAL WEATHER SEALING AND UPGRADED FEATURES FOR BEST PERFORMANCE
- WIDE RANGE OF APPLICATIONS INCLUDING MID-HIGH RISE DEVELOPMENTS



CUSTOM SYSTEMS & OTHER PRODUCTS



KALBAN ARCHITECTS | VIEWPOINT SCHOOL





WINDOW SYSTEMS

OUR INNOVATIVE WINDOW SYSTEMS ENHANCE OR COMPLEMENT ANY RESIDENTIAL OR COMMERCIAL PROJECT. WINDOW SYSTEMS CAN BE DESIGNED AND BUILT FROM ANY OF OUR PRODUCT SERIES AND PROVIDE OPEN VIEWS AND INCREASED CIRCULATION.

COMBINATION WINDOW & DOOR

THE **COMBINATION** OF A FOLDING **WINDOW & DOOR SYSTEM** ALLOWS OUR WINDOWS TO BE CONNECTED WITH OUR DOORS WITHOUT THE NEED FOR A SUPPORTING WALL OR POST. A MULTIPLE PANEL DOOR SYSTEM CAN COMPLETELY TRANSFORM AND OPEN A KITCHEN'S INDOOR AND OUTDOOR SPACES, A PERFECT APPLICATION FOR AN OUTDOOR ENTERTAINMENT AREA. AVAILABLE ACROSS OUR ENTIRE PRODUCT LINE.

ZERO POST CORNERS

BY COMBINING TWO DOOR SYSTEMS, A 90° POSTLESS CORNER SYSTEM OPENS THE WHOLE CORNER OF LIVING ROOM AREA. THIS UNIQUE APPLICATION PROVIDES UNINTERRUPTED VIEWS WITHOUT THE NEED FOR A SUPPORTING WALL OR POST AND CAN BE COMBINED WITH OUR PLEATED SCREEN.

SINGLE/DOUBLE DOORS

LaCANTINA DOOR SYSTEMS ARE AVAILABLE IN SINGLE AND DOUBLE DOOR CONFIGURATIONS. TO COMPLEMENT YOUR **LaCANTINA** FOLDING DOOR SYSTEM, WE OFFER MATCHING SINGLE AND DOUBLE PIVOT DOORS FOR ALL OUR PRODUCTS.



SCREENING & BLIND SOLUTIONS



LaCANTINA DOORS OFFERS A CHOICE OF PLEATED AND NON-PLEATED INSECT SCREENING SOLUTIONS TO ENSURE YOU NEVER HAVE TO COMPROMISE YOUR EXPERIENCE WITH THE OUTDOORS. MORE THAN JUST AN INSECT SCREEN, WE LIKE TO THINK OF THESE SYSTEMS AS VENTILATING WALLS.

**SCREENING & BLIND
SOLUTIONS**

OUR PLEATED SCREEN OFFERS A SIMPLE YET ROBUST SOLUTION TO PROTECT YOUR HOME FROM INSECTS OR DEBRIS OR AN ADDED FILTER BETWEEN YOU AND THE OUTDOORS. OUR NON-PLEATED SCREEN AND BLIND SYSTEM PROVIDES GREATER TRANSPARENCY SO YOU NEVER HAVE TO COMPROMISE YOUR VIEWS AS WELL AS FABRIC OPTIONS TO REDUCE THE EFFECTS OF HARMFUL UV RAYS OR PROVIDE COMPLETE PRIVACY. ANY LARGE OPENING WOULD BE WELL SUITED TO INCORPORATE A SCREENING SYSTEM THAT ALLOWS YOU TO KEEP YOUR DOORS OPEN MORE OFTEN, INCREASING VENTILATION & FRESH AIR AND REDUCING AIR CONDITIONING COSTS.

**PLEATED SCREEN
SYSTEMS**


LaCANTINA DOORS' RETRACTABLE **PLEATED SCREENING SYSTEM** OFFERS THE LARGEST SINGLE SPAN INSECT SCREEN OF ITS TYPE AND IS OUR MOST COST EFFECTIVE SOLUTION FOR LARGE OPENINGS. A SINGLE SCREEN CAN SPAN NEARLY 15' WIDE, WHILE A DOUBLE SCREEN CAN ACCOMMODATE AN OPENING UP TO 29' 6" WIDE. THE **PLEATED SCREENING SYSTEM** IS DESIGNED TO BE VERSATILE, COMPACT, EASY TO OPERATE AND DURABLE. IT FEATURES AN INNOVATIVE PLEATED MESH DESIGN THAT ENABLES EFFORTLESS OPENING AND CLOSING WHILE INCREASING THE SCREEN'S LIFE. THE **PLEATED SCREEN SYSTEM'S** DESIGN ALLOWS IT TO BE SEAMLESSLY INTEGRATED WITH ANY **LaCANTINA DOORS** SYSTEM.

**NON-PLEATED SCREEN
& BLIND SYSTEMS**

LaCANTINA DOORS OFFERS A CONCEALED **NON-PLEATED SCREEN & BLIND** THAT IS AN IDEAL SOLUTION FOR LARGE OPENINGS UP TO 24' WIDE AND 10' HIGH. OPERATING WITH JUST THE TOUCH OF A FINGERTIP, THE RETRACTABLE SYSTEMS ARE DESIGNED TO BE UNOBTRUSIVE, VERSATILE, EASY TO OPERATE AND DURABLE. WITH ITS SHEER MESH, THE INSECT SCREEN IS HARDLY NOTICEABLE WHEN IN USE AND COMPLETELY RETRACTS, DISAPPEARING INTO THE JAMB CAVITY WHEN NOT IN USE. THERE ARE NO GRILLS OR HORIZONTAL BARS TO DETRACT FROM THE VIEW. THE BLIND SYSTEM, WITH A RANGE OF MESH OPTIONS, ALLOWS YOU TO CONTROL PRIVACY, SUNLIGHT AND TEMPERATURE. AN INSECT SCREEN AND BLIND CAN BE COMBINED IN A SINGLE SYSTEM FOR OPENINGS UP TO 12' WIDE.

LaCANTINA DOORS SYSTEMS ARE BUILT TO LAST AND FEATURE THE HIGHEST QUALITY HARDWARE FOR EFFORTLESS PERFORMANCE. **LaCANTINA DOORS** FOLDING HARDWARE, HANDLES AND LOCKS, ARE AVAILABLE IN STAINLESS STEEL AND BRONZE FINISHES.

HARDWARE



ARIA
MULTI-POINT HANDLE
STAINLESS STEEL

SUMMIT
MULTI-POINT HANDLE
BRONZE

RODOS
MULTI-POINT HANDLE
STAINLESS STEEL

TWIN BOLT LEVER
STAINLESS STEEL

PULL HANDLE
STAINLESS STEEL

GLASS

DUAL GLAZED TEMPERED GLASS IS STANDARD ON ALL **LaCANTINA DOOR** SYSTEMS. FOR BETTER ENERGY PERFORMANCE, WE FEATURE CARDINAL'S LoE GLASS INCLUDING LoE-272 AND LoE-366. MOST COMMERCIALY AVAILABLE GLAZING CAN BE USED INCLUDING TINTED, OBSCURE, LAMINATED AND SINGLE GLAZED. LAMINATED GLASS WITH SGP INTERLAYER CAN BE ADDED FOR SECURITY OR IMPACT PROTECTION. SHOULD YOUR PROJECT REQUIRE CUSTOMIZED GLASS, PLEASE CONTACT US TO VERIFY AVAILABILITY.



Cardinal Coated Glass

WOOD

LaCANTINA DOORS' WOOD COMPONENTS FEATURES LAMINATED ENGINEERED CORES FOR PERFORMANCE AND AN UNFINISHED STAIN GRADE WOOD VENEER EXTERIOR. **LaCANTINA DOORS** IS A TRUE FSC CHAIN OF CUSTODY MANUFACTURER.

LaCANTINA DOORS ARE AVAILABLE IN 2 IN-STOCK WOOD SPECIES.

IN-STOCK WOOD



VERTICAL GRAIN
DOUGLAS FIR

MAHOGANY

CUSTOM WOOD

CUSTOM WOOD SPECIES ARE AVAILABLE UPON REQUEST. POPULAR SPECIES INCLUDE PINE, ALDER, OAK, MAPLE, CHERRY AND WALNUT.

COLORS

LaCANTINA DOORS OFFER A WIDE RANGE OF IN-STOCK, OPTIONAL AND CUSTOM COLORS FOR THE EXTERIOR AND INTERIOR ALUMINUM OF YOUR BIFOLDING DOOR SYSTEM.

LaCANTINA DOORS FOLDING DOORS SYSTEMS ARE AVAILABLE IN 4 IN-STOCK COLORS:

IN-STOCK COLORS



LaCANTINA DOORS OFFERS A WIDE RANGE OF 19 OF THE MOST POPULAR COLORS IN THE MARKETPLACE TODAY:

OPTIONAL COLORS*



CUSTOM COLORS*

LaCANTINA DOORS OFFERS CUSTOM COLOR MATCHING TO VIRTUALLY ANY COLOR. A 2-COAT 70% KYNAR IS THE STANDARD FINISH. MULTI-COAT, METALLIC AND PREMIUM POWDERCOAT FINISHES CAN BE SPECIFIED FOR YOUR PROJECT NEEDS.

THESE 6 POPULAR WOOD DECORAL FINISHES ARE AVAILABLE. CONTACT US FOR THE COMPLETE RANGE.

REAL WOOD LOOK



*ACTUAL COLORS WILL VARY FROM THE PRINT. PLEASE REQUEST PAINT SWATCH SAMPLES

SILL CONSIDERATIONS


LaCANTINA DOORS OFFERS A CHOICE OF SILL OPTIONS THAT PERFORM FOR A RANGE OF CONDITIONS BOTH EXTERIOR AND INTERIOR. ALL SILLS ARE EXTRUDED ALUMINUM WITH SPECIALLY DESIGNED CHANNELS FOR SECURE LOCKING AND WEEP CHAMBERS TO EVACUATE WATER. SILL OPTIONS THAT INCLUDE THERMAL STRUTS CREATE A NON-CONDUCTIVE BRIDGE BETWEEN THE OUTSIDE AND INSIDE OF THE SILL. WEATHER EXPOSURE, WEATHER PERFORMANCE REQUIREMENTS AND FLOOR CONDITIONS ARE IMPORTANT CONSIDERATIONS WHEN CHOOSING A SILL OPTION.




THE **WEATHER RESISTANT SILL** IS OUR STANDARD SILL OPTION AND PROVIDES EFFECTIVE WEATHER SEALING FOR EXTERIOR APPLICATIONS SIMILAR TO RAISED SILLS TYPICAL OF SLIDING OR SWINGING PATIO DOORS. THE SILL IS INSTALLED ON TOP OF THE SUB FLOOR AND THE FINISHED FLOOR IS BUILT UP ON THE INTERIOR. RECESSING THE WEATHER RESISTANT SILL PROVIDES A MINIMAL TRANSITION FROM INSIDE TO OUTSIDE WITH EFFECTIVE WEATHER SEALING. IN THIS APPLICATION, THE SILL IS INSTALLED INTO THE SUB FLOOR AND ALLOWS THE INTERIOR FINISHED FLOOR TO BE LEVEL WITH THE INTERIOR SILL STOP.



THE **FLUSH GUIDE SILL** OPTION IS RECOMMENDED FOR INTERIOR APPLICATIONS WHEN FLOOR LEVELS ARE THE SAME. IT'S NOT SUITABLE FOR EXTERIOR USE UNLESS AIR INFILTRATION IS ACCEPTABLE OR THERE IS NO RISK OF WATER INFILTRATION.



THE **ADA COMPLIANT SILL** IS AN OPTION WHEN INTERIOR AND EXTERIOR FLOOR LEVELS ARE THE SAME AND A MAXIMUM SILL HEIGHT FROM FINISH FLOOR OF 1/2" IS REQUIRED. ADEQUATE OVERHANGS ARE RECOMMENDED TO REDUCE THE RISK OF WATER INFILTRATION.



THE **WEATHER RESISTANT RAISED SILL** IS OUR MOST EFFECTIVE WEATHER SEALING OPTION FOR EXTREME WEATHER CONDITIONS. DESIGNED TO COMPLY WITH THE STRINGENT FLORIDA BUILDING CODES FOR HVHZ AND OTHER WIND-BORNE DEBRIS AREAS, THIS SILL OPTION PROVIDES OUR HIGHEST PERFORMANCE AGAINST AIR, WIND AND WATER FOR THE ULTIMATE PROTECTION IN THE MOST EXTREME WEATHER CONDITIONS. TO MINIMIZE THE SILL HEIGHT AND THRESHOLD, THE SILL IS EITHER RECESSED OR THE INTERIOR FLOOR IS BUILT UP.

SIZING

OUR BIFOLD DOOR SYSTEMS ARE AVAILABLE IN THE MOST POPULAR SIZES AND OPENINGS. **LaCANTINA DOORS** POPULAR STANDARD SIZES ARE 7' AND 8' TALL AND 9', 12', 15' AND 18' WIDE WITH A 35" PANEL WIDTH. WE SPECIALIZE IN CUSTOM MADE SYSTEMS WHICH ARE AVAILABLE UP TO 65' WIDE AND 10' TALL WITH A MAXIMUM PANEL WIDTH OF 39".

CONFIGURATIONS

LaCANTINA DOORS BIFOLD DOOR SYSTEMS OFFER A RANGE OF CONFIGURATIONS UP TO 20 PANELS, 10 IN EACH DIRECTION, INCLUDING A 90° ZERO POST SYSTEM. VISIT WWW.LACANTINADOORS.COM FOR THE COMPLETE CONFIGURATION CHART OR CONTACT US TO DISCUSS HOW OUR DOOR SYSTEMS CAN MEET YOUR PROJECT NEEDS.

PANEL SIZE

POPULAR CONFIGURATIONS AS VIEWED FROM THE OUTSIDE. FOR 7 OR MORE PANEL OPTIONS, VIEW OUR COMPLETE CONFIGURATION CHART.

2 PANEL OPTIONS

MAXIMUM WIDTH
6' 9"



2L / OR OL / 2R 1L / 1R

3 PANEL OPTIONS

MAXIMUM WIDTH
10'



3L / OR OL / 3R 2L / 1R 1L / 2R

4 PANEL OPTIONS

MAXIMUM WIDTH
13' 3"



4L / OR OL / 4R 3L / 1R 1L / 3R 2L / 2R

5 PANEL OPTIONS

MAXIMUM WIDTH
16' 6"



5L / OR OL / 5R 4L / 1R 1L / 4R 2L / 3R 3L / 2R

6 PANEL OPTIONS

MAXIMUM WIDTH
19' 10"



6L / OR OL / 6R 5L / 1R 1L / 5R 2L / 4R



4L / 2R 3L / 3R



**GREEN DESIGN &
SUSTAINABILITY**

LaCANTINA DOORS SUPPORTS GREEN DESIGN AND IS A PROUD MEMBER OF THE U.S. GREEN BUILD COUNCIL. AS A RESULT OF OUR COMMITMENT TO GREEN BUILD, SUSTAINABILITY AND RESPONSIBLE STEWARDSHIP, OUR ENERGY EFFICIENT SYSTEMS ARE DESIGNED TO NFRC STANDARDS AND ARE AVAILABLE IN FSC CERTIFIED WOOD. WE USE RECYCLED & RECYCLABLE PACKAGING AND MATERIALS. AND WE OFFER POINTS TOWARD LEED PROJECT CERTIFICATION.

**LEADING PRODUCT
WARRANTY**

THE MISSION OF **LaCANTINA DOORS** IS TO CREATE PRODUCTS OF QUALITY AND INNOVATIVE ENGINEERING, DESIGNED TO TRANSFORM OUR CLIENTS' LIFESTYLE WITH OPEN SPACES. AT **LaCANTINA**, WE NOT ONLY MANUFACTURE THE HIGHEST QUALITY PRODUCTS, WE OFFER AN INDUSTRY LEADING 10 YEAR LIMITED WARRANTY ACROSS OUR ENTIRE PRODUCT LINE.

LEARN MORE

TO LEARN MORE ABOUT **LaCANTINA DOORS** INCLUDING COMPLETE & UPDATED PRODUCT INFORMATION, SYSTEM DETAILS & SPECIFICATIONS, PRICING, APPLICATIONS AND MORE, PLEASE VISIT **WWW.LACANTINADOORS.COM**



LaCANTINA DOOR FOLDING DOOR PRODUCT COMPARISON

	ALL ALUMINUM		ALUMINUM EXTERIOR/WOOD INTERIOR		ALL WOOD
MATERIAL	ALUMINUM	ALUMINUM THERMALLY CONTROLLED	ALUMINUM WOOD	CLAD	WOOD
STYLE	CONTEMPORARY	CONTEMPORARY TO TRADITIONAL	CONTEMPORARY TO TRADITIONAL	CONTEMPORARY TO TRADITIONAL	CONTEMPORARY
PRICING	LOWER COST \$	UPGRADE \$ FOR PERFORMANCE & FEATURES	UPGRADE \$ FOR PERFORMANCE & FEATURES	VALUE \$	VALUE \$
PANEL CONSTRUCTION	ALUMINUM	ALUMINUM WITH THERMALLY EFFICIENT CORE	ALUMINUM WITH SOLID WOOD ON THE INTERIOR	SOLID CORE WOOD WITH EXTERIOR CLADDING	SOLID WOOD CORE
U-VALUE LOW-E 366 ARGON	.48	.39	.39	.34	.33
U-VALUE .30 OR LESS GLAZING OPTION	NO	YES	YES	NO	YES
ENERGY EFFICIENCY	GOOD	BEST	BETTER	BEST	BEST
PANEL THICKNESS	1 3/4"	2 1/4"	2 1/4"	1 3/4"	1 3/4"
STOCK FINISHES	CLEAR OR BRONZE ANODIZED; WHITE PAINT	CLEAR OR BRONZE ANODIZED; WHITE PAINT (SPLIT FINISH FOR INTERIOR & EXTERIOR AVAILABLE)	WHITE OR BRONZE PAINT	WHITE OR BRONZE PAINT	N/A
STILE & RAIL PROFILE	2 3/4"	2 15/16"	3 5/8"	3 5/8"	3 5/8"
BOTTOM RAIL OPTIONS	10" ADA	10" (PENDING)	-	7 1/2", 10" ADA	7 1/2", 10" ADA
SIMULATED DIVIDING LITES (SDLs)	1" CONTEMPORARY	1" CONTEMPORARY	1" COLONIAL	1" COLONIAL	1" COLONIAL
IN-STOCK WOOD	-	-	VG FIR OR MAHOGANY	VG FIR OR MAHOGANY	VG FIR OR MAHOGANY
HANDLE, TRIMSET & LOCKING	ARIA INTERLOCK MULTI-POINT	ARIA INTERLOCK MULTI-POINT	SUMMIT INTERLOCK MULTI-POINT	RODOS HOPPE MULTI-POINT	RODOS HOPPE MULTI-POINT
FOLDING PANEL LOCKING	CONCEALED MULTI-POINT	CONCEALED MULTI-POINT	CONCEALED MULTI-POINT	SURFACE MOUNTED FLUSHBOLTS - 8" / 16" / 24" / 39"	SURFACE MOUNTED FLUSHBOLTS - 8" / 16" / 24" / 39"

1. ALUMINUM U-VALUE BASED ON NFRC 100: 2010 THERMAL PERFORMANCE SIMULATIONS

2. REFER TO TEST REPORTS FOR DETAILED RESULTS FOR AIR, WATER AND STRUCTURAL AND CONFIRM APPLICATION TO PROJECT



3817 OCEAN RANCH BLVD. | OCEANSIDE | CA | 92056

TEL. **888.221.0141**

LACANTINADOORS.COM



ARCHITECT | BRETT FARROW