

# Spring Roller Window Shade

by **DRAPER**

Please check all appropriate selections and attach room schedule with field-verified dimensions.

## Select Fabric

Color name, no., openness

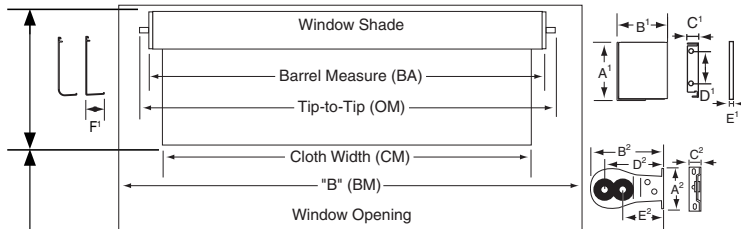
- Draper GreenScreen® Revive \_\_\_\_\_
- Draper SunBloc SB9000 \_\_\_\_\_
- Draper SunBloc SB9100 \_\_\_\_\_
- Ferrari Soltis 99® \_\_\_\_\_
- Mermet "E" Screen \_\_\_\_\_
- Mermet Flocké \_\_\_\_\_
- Mermet "M" Screen \_\_\_\_\_
- Mermet "S" Screen \_\_\_\_\_
- Mermet SilverScreen \_\_\_\_\_
- Mermet "T" Screen \_\_\_\_\_
- Mermet Vela \_\_\_\_\_
- Mermet Vizela \_\_\_\_\_
- Phifer SheerWeave® Basic \_\_\_\_\_
- Phifer SheerWeave® Infinity \_\_\_\_\_
- Phifer SheerWeave® PW3500/4100/4400 \_\_\_\_\_
- Phifer SheerWeave® PW4500/4600 \_\_\_\_\_
- Phifer SheerWeave® PW4550/4650 \_\_\_\_\_
- Phifer SheerWeave® PW4800 \_\_\_\_\_
- Phifer SheerWeave® SW2000/2100 \_\_\_\_\_
- Phifer SheerWeave® SW2400/2500/2600/2900 \_\_\_\_\_
- Phifer SheerWeave® SW2701/2703/2705/2710 \_\_\_\_\_
- Phifer SheerWeave® SW3000 \_\_\_\_\_
- Phifer SheerWeave® SW5000 \_\_\_\_\_
- Phifer SheerWeave® SW7000 \_\_\_\_\_
- Phifer SheerWeave® SW7100 \_\_\_\_\_
- Phifer SheerWeave® SW7500 \_\_\_\_\_
- Rockland Roc-Rol \_\_\_\_\_

\*Please see Draper's Shade Fabric Reference Sheet for fabric colors and specifications.

## Select Hardware

- Brackets
- Optional Fascia with endcaps
  - Radius (Small Hardware Only)
  - Square
- Optional Headbox
  - Surface Style
  - Pocket Style
- Hardware Color
  - Clear Anodized (standard)
  - Black  Ivory
  - White  Bronze
  - Fabric Wrapped

## Dimensions



When measuring shade height, remember to include endcaps and fascia or headbox.

	Headbox with Endcaps		Endcaps with Fascia		Brackets*		
	Small	Large	Small	Large	Small	Large	
A <sup>1</sup>	3 <sup>15</sup> / <sub>16</sub> "	4 <sup>11</sup> / <sub>16</sub> "	A <sup>1</sup>	3 <sup>7</sup> / <sub>8</sub> "	4 <sup>5</sup> / <sub>8</sub> "	A <sup>2</sup>	1 <sup>15</sup> / <sub>16</sub> "
B <sup>1</sup>	3 <sup>7</sup> / <sub>16</sub> "	4 <sup>11</sup> / <sub>16</sub> "	B <sup>1</sup>	3 <sup>3</sup> / <sub>8</sub> "	4 <sup>5</sup> / <sub>8</sub> "	B <sup>2</sup>	2"
C <sup>1</sup>	5/8"	5/8"	C <sup>1</sup>	5/8"	5/8"	C <sup>2</sup>	5/8"
D <sup>1</sup>	2"	3 <sup>1</sup> / <sub>4</sub> "	D <sup>1</sup>	2"	3 <sup>1</sup> / <sub>4</sub> "	D <sup>2</sup>	1 <sup>5</sup> / <sub>8</sub> "
E <sup>1</sup>	1/16"	3/32"	E <sup>1</sup>	1/16"	3/32"	E <sup>2</sup>	1 <sup>1</sup> / <sub>4</sub> "
F	1 <sup>3</sup> / <sub>16</sub> "	1 <sup>9</sup> / <sub>16</sub> "	F <sup>1</sup>	1 <sup>3</sup> / <sub>16</sub> "	1 <sup>9</sup> / <sub>16</sub> "	F <sup>2</sup>	N/A

(Fascia Overall Width includes plastic endcap covers) (Pair adds 1/8" to Overall Width)

\*Please Note: When mounting brackets to the wall, use the hole closest to the wall. When mounting brackets to the ceiling, use the hole furthest away from the ceiling.

**DRAPER**®

Finished Length=Height of Opening +6" for cloth lap at bottom.

## Specifications-Spring Roller Window Shades

### Components

Industrial quality one-piece steel roller, 1 1/4" dia. or 1 1/2" dia., with heavy-duty springs and locking endcaps.

**Slat:** Indiana hard rock maple, smooth and thoroughly seasoned, 1 1/4" dia. or 1 1/2" dia. at manufacturer's discretion. Pine slats not acceptable. Finger splices not acceptable.

**Cord:** Hard braided cotton, size #4 1/2, attached to slat by #211 screweye and cord clasp. Eyelets not acceptable.

**Hems:** Slat hems are heat seamed.

**Brackets:** Plated steel, with adequate projection to clear all window fixtures. Type (Outside/Ceiling/Inside/Flat Steel for Masonry).

**Dimensions:** Shades to fit windows with maximum protection from light streaks. Finished length of shades no less than 6" greater than window height.

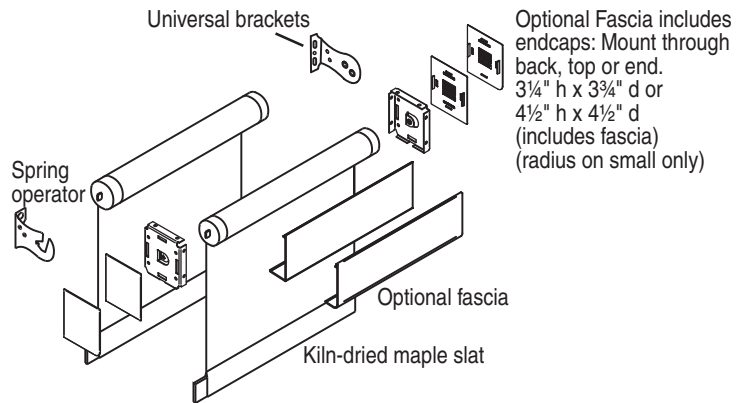
**Fascia:** Optional "L" or radius shaped cover of 6063-T5 extruded aluminum, .060 wall. Assembly snaps onto endcaps without exposed fasteners. Radius fascia available on small hardware only. **Clear anodized finish (standard)** or ivory, bronze, black or white powder coat.

**Endcaps:** For use with fascia. 1018 steel stamping. 3/4" x 3/4" or 4 1/2" x 4 1/2". Complete with roller mounting bracket. Installs to face, ceiling, or jamb.

**Endcap Covers:** Plastic covers snap onto endcaps. Available in ivory, bronze, black or white to match fascia.

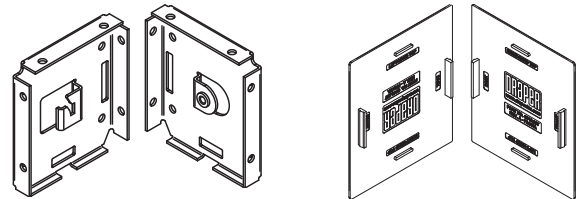
**Headbox:** Standard consists of fascia, L-shaped back/top cover. Assembly snaps onto endcaps. Optional, for pocket installation, includes a U-shaped back/top/front cover with removable bottom closure panel. Small size: 3 7/16" x 3 15/16". Large size: 4 11/16" x 4 11/16". Some exposed fasteners required. **Clear anodized (standard)** finish or black, white, ivory or bronze powder coat finish.

**Please note: Dimensions of rollers, operators and hardware at manufacturer's discretion.**



## Spring Roller Brackets/Endcaps/Endcap Covers

- For wall mounting, place spear in this slot.
- For wall mounting, place pin in this hole.
- For ceiling mounting, place spear in this slot.
- For ceiling mounting, place pin in this hole.



PROJECT: \_\_\_\_\_

ARCHITECT: \_\_\_\_\_

CONTRACTOR: \_\_\_\_\_

SUPPLIER: \_\_\_\_\_

DATE: \_\_\_\_\_ REVISED: \_\_\_\_\_