

The Genuine. The Original.



START HERE



So beautiful, you may want to design your home around it

Overhead Door garage doors. Look for the Red Ribbon!



Banner Collection®

Garage doors should be seen and not heard. So, Overhead Door created the Banner Collection®, designed to be among the quietest doors available today. Each Banner Collection® door is built with no metal-on-metal moving parts, including our revolutionary Triathlon® hinge system, for ultra-quiet, incredibly durable operation. The Banner Collection® also addresses garage door safety with state-of-the-art refinements such as pinch-resistant panels and a tamper-resistant bottom fixture.

Finally, each Banner Collection® door is constructed of high-tensile strength steel for durability and dent resistance. Banner Collection® doors are available in standard or long panels and a variety of insulation ratings, prices and colors.

| Series | 311 (S) 317 (L) | 313 (S) 319 (L) | 331 (S) 337 (L) | 333 (S) 339 (L) | 351 (S) 359 (L) |
|-----------------------------|-----------------------|--------------------|--------------------|--------------------|--------------------|
| Non-insulated | ● | | ● | | |
| Polystyrene insulation | | ● | | ● | ● |
| R-value | | 6.85 | | 6.85 | 8.33 |
| High-tensile strength steel | ● | ● | ● | ● | ● |
| Heavy gauge | | | ● | ● | |
| Steel backing | | Vinyl | | Vinyl | Steel |
| Warranty* | 10-year Limited | 15-year Limited | Lifetime Limited | Lifetime Limited | Lifetime Limited |
| Panel style | (S) Standard (L) Long | | | | |



Thermacore®

Our Thermacore® doors will help keep your home comfortable in extreme hot or cold temperatures. Thermacore® doors' unique construction features CFC-free foamed-in-place polyurethane insulation sandwiched between two rigid sections of galvanized steel manufactured to resist rust and corrosion. Our top of the line 490 Thermacore® doors feature an R-Value rating of 16.23 and EPDM thermal breaks to minimize air infiltration, making these doors among the most thermally efficient available.

| Series | 297 (S) 298 (F) | 190 (S) 194 (F) | 494 (S) 495 (F) |
|------------------------|------------------------|--------------------|--------------------|
| Polystyrene insulation | ● | ● | ● |
| R-value | 8.54 | 11.43 | 16.23 |
| Steel backing | ● | ● | ● |
| Warranty* | 20-year Limited | Lifetime Limited | Lifetime Limited |
| Panel style | (S) Standard (F) Flush | | |

* Limited and non-transferable. See warranty for details.

Courtyard Collection®

Our Courtyard Collection® gives you the best of both worlds: the sought-after designer look of a "custom wood" garage door combined with the value and long-lasting durability of an insulated steel door.

Each door features our Thermacore® insulated construction, engineered to keep your home more thermally efficient year round with an R-value of either 8.54 or 11.43.

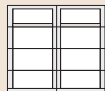
The bottom line is this: everything you're looking for in a garage door, you'll find in our Courtyard Collection®. You'll just find it for less than you thought possible.

18 Classic Courtyard Collection® designs

Tier 1



Series #161B



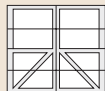
Series #371T/161T



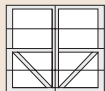
Series #161M



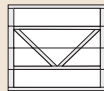
Series #162Z



Series #375B/165B




Series #166B

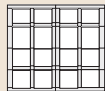


Series #166E

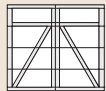
Tier 2



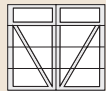
Series #371A/161A



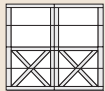
Series #162E



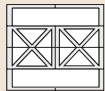
Series #375T/165T



Series #166T



Series #167B

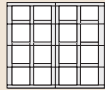


Series #167E

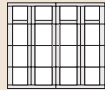


Series #169 (custom door)


Tier 3



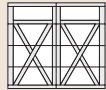
Series #162A



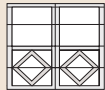
Series #373T/163T



Series #164A

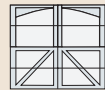


Series #377T/167T

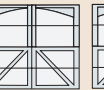


Series #168B

With arches



Double arch



Single arch



| Series | 370 | 160 |
|---------------------|-----------------|------------------|
| Smooth trim | | ● |
| Warranty | 20-year Limited | Lifetime Limited |
| Windload | | ● |
| R-value | 8.54 | 11.43 |
| Insulated glass | | ● |
| Non-insulated glass | ● | |
| Overlay thickness | 3/8" | 3/4" |
| Door thickness | 1" | 1 3/8" |
| Comm'l track | | ● |
| Next gen track | ● | |
| Urethane rollers | | ● |
| Nylon rollers | ● | |

Ranch House® Collection

Some homes call for the very finest in workmanship and materials. That's when builders and architects specify the Ranch House® Collection, custom wood garage doors from Overhead Door. Every door is hand built to your design specifications. You can choose from eighteen classic designs in semi-custom or custom styles constructed of high quality woods, including hemlock, western red cedar and mahogany.

If your design calls for a one of a kind garage door, you want our full custom door. A full-custom door allows you to design a unique garage door that matches the architectural style of your home.

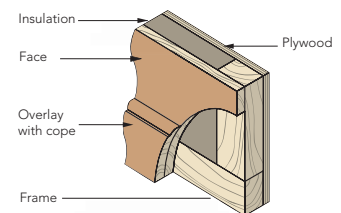
18 Classic Ranch House® Collection designs



Visit www.OverheadDoor.com for all designs



Custom wood door construction



Overhead Door® offers you a broad range of quiet, safe and reliable garage door openers. One is perfect for your home.



Phantom®

Ultra-quiet operation and premium power

- Ultra quiet operation- DC motor and reinforced belt drive
- Maximum lifting force - 120 kg for powerful performance
- Smooth operation - soft start and stop



Signature Screw Drive®

The mark of ultimate strength and reliability

- Solid steel screw for strength and security
- Direct drive for maximum lifting force and quiet operation
- Fewer moving parts - no gears, chains or belts to wear out



OverDrive®

Premium power, speed and performance

- Opens TWICE AS FAST yet closes at standard speed
- Bright, wide-angle lighting and quiet operation
- Powerful DC motor for maximum lifting force



Standard Drive® Belt

Value and quiet reliability

- Great value in a belt opener
- Quiet performance
- Dual-pinion drive gear system for extended durability



Legacy® XL

Extra strength & quiet operation

- Heavy-duty rail system with choice of belt channel (BC) or chain channel (CC) drive system
- Fully enclosed, permanently lubricated gear housing for longer life
- Long-lasting performance



Standard Drive® Chain

Value and reliability

- Quiet operation
- Easy Installation
- Dual drive chain system delivers reliable performance and lasts longer



Legacy®

Premium chain drive opener

- Long-lasting performance
- Rugged full chain drive and solid steel T-rail
- Fully enclosed chain with permanently lubricated gear housing

All Overhead Door® garage door openers feature state-of-the-art safety and security systems. Our CodeDodger® Access Security System automatically changes the code each time your door is used, and the Safe-T-Beam® Diagnostic System provides a safety package which includes an automatic reversing feature. An array of optional accessories is also available to enhance the convenience of your door system.

The Genuine. The Original.



Overhead Door Corporation
2501 S. State Hwy. 121, Suite 200, Lewisville, TX 75067
1-800-929-DOOR • www.OverheadDoor.com

©2010 Overhead Door Corporation. Overhead Door and the Ribbon logo are registered trademarks of Overhead Door Corporation. Ranch House® is a registered trademark owned by Ranch House Doors, Inc. All other trademarks are the property of their rightful owners. Consistent with our policy of continuing product improvements, we reserve the right to change product specification without notice or obligations. R900-664

Overhead Door products are available through a national network of over 450 distributors who share our commitment to innovation and quality. Wherever you see the Overhead Door Red Ribbon, displayed, it is your assurance of consulting, design, installation and service excellence.

Your local Overhead Door distributor stands ready to serve you today.

www.OverheadDoor.com 1-800-929-DOOR