



511 SOUTH 7TH STREET
DELANO MN 55328
Phone: 763.972.2981
Fax: 763.972.2911

www.industriallouvers.com
ilinfo@industriallouvers.com

MODEL 480XP

STANDARD CONSTRUCTION

With model 455XP blades - .081" extruded aluminum 6063 alloy.

Finish to be mill.

INSTALLATION

Model 480XP should be installed in accordance with manufacturers recommended attachment method and in accordance with state and federal building codes.

WARRANTY

All materials and workmanship are warranted for a period of 1 year from date of completion.

MAINTENANCE

None required.

FEATURES

- All sizes are custom fabricated to meet project requirements.
- Insulated roof.
- Mitered Corners
- Sill flashing.
- Clip angles for installation.
- All welded assembly.

OPTIONAL ACCESSORIES

Many optional accessories to the basic design are available at an additional cost. They include:

- Hinged access panels.
- Any standard louver model.
- Visible or invisible mullions for multiple section requirements.
- Anodized, Baked Enamel or Kynar finish

Please contact the factory for other special requirements.

SUGGESTED SPECIFICATIONS

Furnish and install where indicated on the drawings ILI extruded aluminum penthouse Model 480XP, as manufactured by Industrial Louvers, Inc., Delano, MN. Frames and blades shall be ILI Model 455XP storm-resistant design .081" extruded aluminum 6063 alloy. Corners shall be mitered and welded on all four sides. The roof shall be .080" aluminum sheet and be mounted on rafters made of 2" x 2" x 1/4" aluminum angles spaced 24" o.c. The roof shall be mechanically fastened for easy access to the interior. The underside of the roof shall be covered with a sound-absorbing material. The louvers shall have a minimum of 8.12 sq. ft. (51%) free area on a 48 inch x 48 inch louver.

CATALOG NO. 480XP

Rev: MARCH 2005

MODEL 480XP W/455XP BLADES

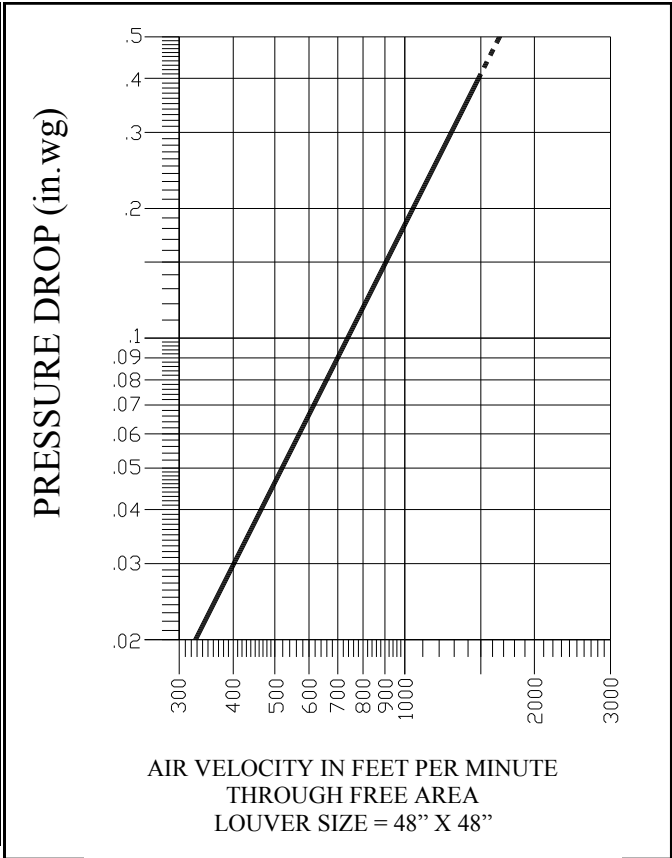
Free Area in Square Feet And Square Meters

Free Area openings up to 72" X 120".
For free area data for larger openings, contact factory.

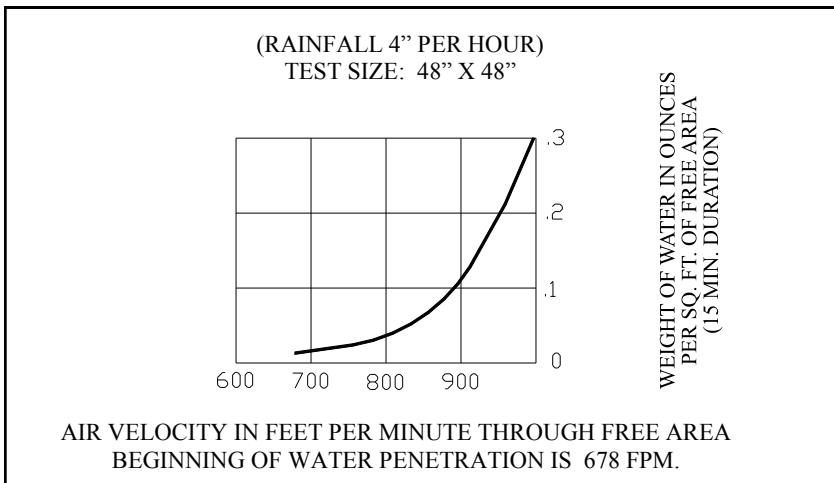
FREE AREA IN SQUARE FEET AND SQUARE METERS

3048. mm	0.435	0.956	1.478	1.999	2.521	3.042
120"	4.680	10.292	15.904	21.516	27.128	32.74
2743.2 mm	0.390	0.857	1.325	1.792	2.259	2.726
108"	4.194	9.224	14.254	19.284	24.314	29.343
2438.4 mm	0.345	0.758	1.171	1.584	1.998	2.411
96"	3.709	8.156	12.604	17.052	21.499	25.947
2133.6 mm	0.300	0.659	1.018	1.377	1.736	2.095
84"	3.223	7.089	10.954	14.819	18.685	22.550
1828.8 mm	0.255	0.560	0.865	1.170	1.475	1.780
72"	2.738	6.021	9.304	12.587	15.870	19.153
1524. mm	0.209	0.460	0.711	0.962	1.213	1.464
60"	2.252	4.953	7.654	10.355	13.056	15.757
1219.2 mm	0.164	0.361	0.558	0.755	0.952	1.149
48"	1.767	3.885	6.004	8.123	10.241	12.360
914.4 mm	0.119	0.262	0.405	0.548	0.690	0.833
36"	1.281	2.818	4.354	5.890	7.427	8.963
609.6 mm	0.074	0.163	0.251	0.340	0.429	0.518
24"	0.796	1.750	2.704	3.658	4.612	5.567
304.8 mm	0.029	0.064	0.098	0.133	0.167	0.202
12"	0.310	0.682	1.054	1.426	1.798	2.170
H/W	304.8 mm	609.6 mm	914.4 mm	1219.2 mm	1524. mm	1828.8 mm
	12"	24"	36"	48"	60"	72"

Performance Chart



Water Penetration Chart



Ratings do not include the effect of a bird screen.

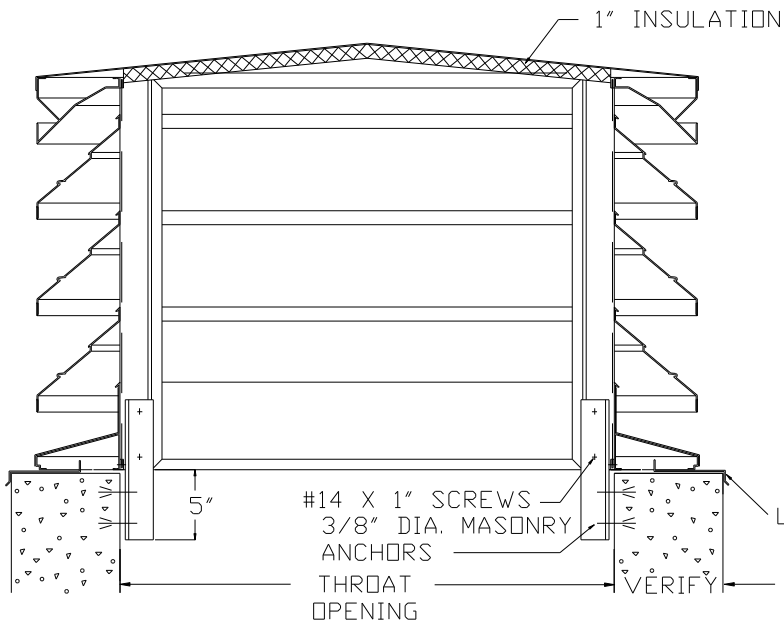
NOTE: All tests are for standard .075 lb./cu. ft.

CATALOG NO. 480XP

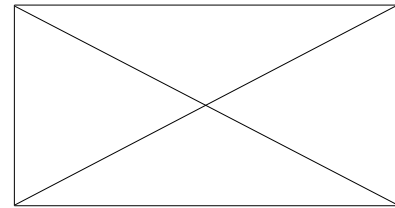
Rev: MARCH 2005



MODEL 480XP

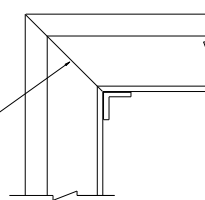


VERTICAL SECTION



ROOF ELEVATION

CORNER
MITERED
AND WELDED
W/2" X 2"
X 1/4"
SUPPORT
ANGLE.



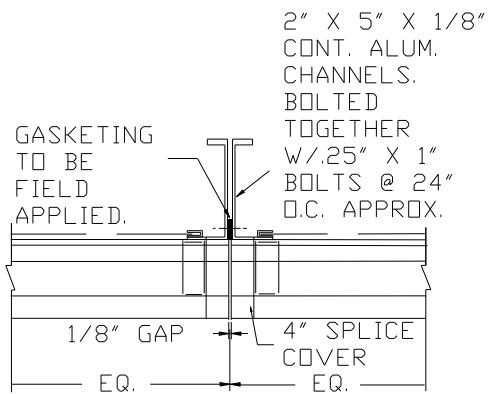
**TYPICAL MITERED
CORNER SECTION**

LOOSE SILL

#14 X 1" SCREWS —
3/8" DIA. MASONRY
ANCHORS
THROAT
OPENING

VERIFY

VERTICAL SECTION



INVISIBLE MULLION DETAIL

ACCESSORIES:

- SILL FLASHING - DEPTH _____
- SCREEN _____
- FINISH _____
- COLOR _____
- OTHER _____

ITEM NO.	QTY	THROAT OPENING.		PENTHOUSE HEIGHT	NO. OF SECTIONS	REMARKS
		WIDTH	LENGTH			

PROJECT _____ REPRESENTATIVE _____

LOCATION _____ ILLI JOB NO. _____ REP NO. _____

ARCH/ENGR. _____ Industrial Louvers, Inc. Phone: 763-972-2981
511 South 7th Street Fax: 763-972-2911
Delano, MN 55328

CONTRACTOR _____

DATE _____ CATALOG NO. 480XP Rev: MARCH 2005