



511 SOUTH 7TH STREET
DELANO MN 55328
Phone: 763.972.2981
Fax: 763.972.2911

www.industriallouvers.com
ilinfo@industriallouvers.com

MODEL 670

STANDARD CONSTRUCTION

Frame to be 6" deep .081 extruded aluminum 6063 alloy and blades to be 4" deep .081 extruded aluminum 6063 alloy.

1/2" mesh .063 flattened expanded aluminum bird screens in a removable extruded aluminum frame.

Finish to be mill.

INSTALLATION

Model 670 should be installed in accordance with manufacturers recommended attachment method and in accordance with state and federal building codes.

WARRANTY

All materials and workmanship are warranted for a period of 1 year from date of completion.

MAINTENANCE

None required.

FEATURES

- All sizes are custom fabricated to meet project requirements.
- Channel frame.
- Exposed linkage.
- Blade edge seals.
- Heavy duty construction
- Clip angles for installation.
- All welded assembly.

OPTIONAL ACCESSORIES

Many optional accessories to the basic design are available at an additional cost. They include:

- Hand crank operator
- Pull chain operator
- Motor operator
- Concealed linkage
- Extended sill flashing
- Flanged frames of various sizes
- Subframes
- Continuous perimeter angles
- Visible mullions for multiple section requirements.
- Anodized, Baked Enamel or Kynar finish

Please contact the factory for other special requirements.

SUGGESTED SPECIFICATIONS

Furnish and install where indicated on the drawings ILI extruded aluminum adjustable blade Model 670 as manufactured by Industrial Louvers, Inc., Delano, MN. Frames and blades to be .081" extruded aluminum 6063 alloy. Exposed linkage shall be interconnected with 3/4" x 1/8" aluminum flat bars. Blades operate on 3/8" pins with stainless steel ball bearings in cadmium plated races. Blade edge seals are included.

The louvers shall have a minimum of 9.81 sq. ft. (61%) free area on a 48 inch x 48 inch louver.

MODEL 670

Free Area in Square Feet And Square Meters

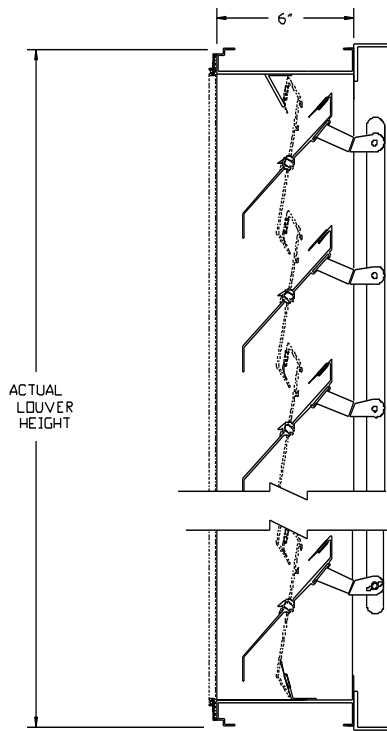
Free Area for openings up to 72" X 120". For free area data for larger openings, contact factory.						
FREE AREA IN SQUARE FEET AND SQUARE METERS						
3048. mm	0.528	1.196	1.864	2.533	3.201	3.869
120"	5.680	12.874	20.068	27.262	34.456	41.65
2743.2 mm	0.472	1.069	1.665	2.262	2.859	3.456
108"	5.074	11.501	17.927	24.353	30.779	37.206
2438.4 mm	0.415	0.941	1.466	1.992	2.518	3.043
96"	4.469	10.127	15.786	21.444	27.103	32.761
2133.6 mm	0.359	0.813	1.268	1.722	2.176	2.630
84"	3.863	8.754	13.645	18.535	23.426	28.317
1828.8 mm	0.303	0.686	1.069	1.452	1.834	2.217
72"	3.258	7.381	11.504	15.626	19.749	23.872
1524. mm	0.246	0.558	0.870	1.181	1.493	1.805
60"	2.652	6.007	9.362	12.718	16.073	19.428
1219.2 mm	0.190	0.430	0.671	0.911	1.151	1.392
48"	2.047	4.634	7.221	9.809	12.396	14.983
914.4 mm	0.134	0.303	0.472	0.641	0.810	0.979
36"	1.441	3.261	5.080	6.900	8.719	10.539
609.6 mm	0.077	0.175	0.273	0.370	0.468	0.566
24"	0.836	1.887	2.939	3.991	5.043	6.094
304.8 mm	0.021	0.047	0.074	0.100	0.127	0.153
12"	0.230	0.514	0.798	1.082	1.366	1.65
H/W	304.8 mm	609.6 mm	914.4 mm	1219.2 mm	1524. mm	1828.8 mm
	12"	24"	36"	48"	60"	72"




CATALOG NO. 670

Rev: JULY 2010

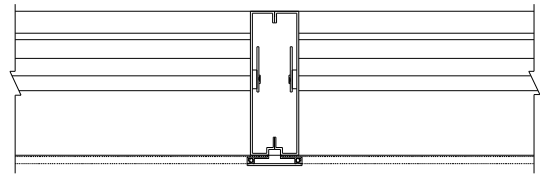
MODEL 670



VERTICAL SECTION



HORIZONTAL SECTION



VISIBLE VERTICAL MULLION

ACCESSORIES:

- ☐ SILL FLASHING - DEPTH _____
- ☐ SCREEN _____
- ☐ FINISH _____
- COLOR _____
- ☐ OTHER _____

METHOD OF OPERATION

- ☐ WING NUT
- ☐ PULL CHAIN
- ☐ HAND CRANK
- ☐ MOTOR _____

ITEM NO.	QTY	SIZE		M.O.	MULLION TYPE	NO. OF SECTIONS	REMARKS
		Actual	Width	Height			
		<input type="checkbox"/>		<input type="checkbox"/>			

PROJECT _____	REPRESENTATIVE _____
LOCATION _____	ILI JOB NO. _____ REP NO. _____
ARCH/ENGR. _____	Industrial Louvers, Inc. Phone: 763-972-2981
CONTRACTOR _____	511 South 7th Street Fax: 763-972-2911
DATE _____	Delano, MN 55328
	CATALOG NO. 670 Rev: JULY 2010