



511 SOUTH 7TH STREET
DELANO MN 55328
Phone: 763.972.2981
Fax: 763.972.2911

www.industriallouvers.com
ilinfo@industriallouvers.com

MODEL 470

STANDARD CONSTRUCTION

Frame and blades to be 4" deep .081 extruded aluminum 6063 alloy.

1/2" mesh .063 flattened expanded aluminum bird screens in a removable extruded aluminum frame.

Finish to be mill.

INSTALLATION

Model 470 should be installed in accordance with manufacturers recommended attachment method and in accordance with state and federal building codes.

WARRANTY

All materials and workmanship are warranted for a period of 1 year from date of completion.

MAINTENANCE

None required.

FEATURES

- All sizes are custom fabricated to meet project requirements.
- Channel frame.
- Exposed linkage.
- Blade edge seals.
- Heavy duty construction
- Clip angles for installation.
- All welded assembly.

OPTIONAL ACCESSORIES

Many optional accessories to the basic design are available at an additional cost. They include:

- Hand crank operator
- Motor operator
- Concealed linkage
- Extended sill flashing
- Flanged frames of various sizes
- Subframes
- Continuous perimeter angles
- Visible mullions for multiple section requirements.
- Anodized, Baked Enamel or Kynar finish

Please contact the factory for other special requirements.

SUGGESTED SPECIFICATIONS

Furnish and install where indicated on the drawings ILI extruded aluminum adjustable blade Model 470 as manufactured by Industrial Louvers, Inc., Delano, MN. Frames and blades to be .081" extruded aluminum 6063 alloy. Exposed linkage shall be interconnected with 3/4" x 1/8" aluminum flat bar. Blades operate on 3/8" pins with stainless steel ball bears in cadmium plated races. Blade edge seals are included.

The louvers shall have a minimum of 6.80 sq. ft. (43%) free area on a 48 inch x 48 inch louver.

CATALOG NO. 470

Rev: JULY 2010

MODEL 470

Free Area in Square Feet And Square Meters

Free Area for openings up to 72" X 120".

For free area data for larger openings, contact factory.

FREE AREA IN SQUARE FEET AND SQUARE METERS

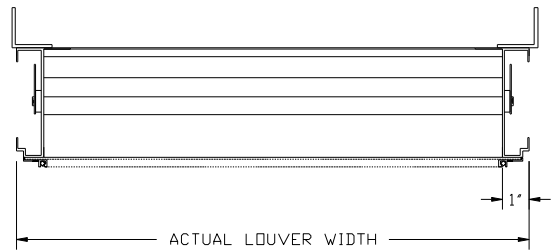
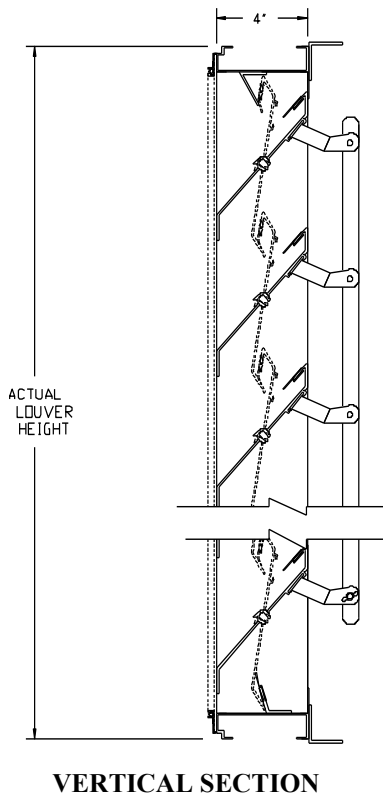
3048. mm	0.380	0.836	1.292	1.748	2.204	2.66
120"	4.090	8.998	13.906	18.814	23.722	28.63
2743.2 mm	0.340	0.747	1.154	1.562	1.969	2.377
108"	3.654	8.040	12.426	16.811	21.197	25.582
2438.4 mm	0.299	0.658	1.017	1.376	1.735	2.094
96"	3.219	7.082	10.945	14.808	18.671	22.534
2133.6 mm	0.259	0.569	0.879	1.190	1.500	1.810
84"	2.783	6.124	9.465	12.805	16.146	19.487
1828.8 mm	0.218	0.480	0.742	1.004	1.265	1.527
72"	2.348	5.166	7.984	10.802	13.621	16.439
1524. mm	0.178	0.391	0.604	0.817	1.031	1.244
60"	1.912	4.208	6.504	8.800	11.095	13.391
1219.2 mm	0.137	0.302	0.467	0.631	0.796	0.961
48"	1.477	3.250	5.023	6.797	8.570	10.343
914.4 mm	0.097	0.213	0.329	0.445	0.561	0.677
36"	1.041	2.292	3.543	4.794	6.045	7.296
609.6 mm	0.056	0.124	0.192	0.259	0.327	0.394
24"	0.606	1.334	2.062	2.791	3.519	4.248
304.8 mm	0.016	0.035	0.054	0.073	0.092	0.111
12"	0.170	0.376	0.582	0.788	0.994	1.2
H/W	304.8 mm	609.6 mm	914.4 mm	1219.2 mm	1524. mm	1828.8 mm
	12"	24"	36"	48"	60"	72"



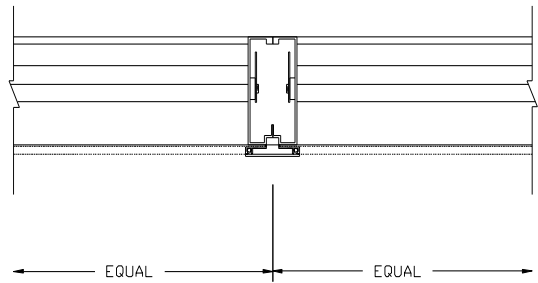
CATALOG NO. 470

Rev: JULY 2010

MODEL 470



HORIZONTAL SECTION



VISIBLE VERTICAL MULLION

ACCESSORIES:

- SILL FLASHING - DEPTH _____
- SCREEN _____
- FINISH _____
- COLOR _____
- OTHER _____

METHOD OF OPERATION

- WING NUT
- PULL CHAIN
- HAND CRANK
- MOTOR _____

ITEM NO.	QTY	SIZE		MULLION TYPE	NO. OF SECTIONS	REMARKS
		Actual WIDTH	M.O. HEIGHT			

PROJECT _____	REPRESENTATIVE _____
LOCATION _____	ILI JOB NO. _____ REP NO. _____
ARCH/ENGR. _____	Industrial Louvers, Inc. Phone: 763-972-2981
CONTRACTOR _____	511 South 7th Street Fax: 763-972-2911
DATE _____	Delano, MN 55328
	CATALOG NO. 470 Rev: JULY 2010