



511 SOUTH 7TH STREET
 DELANO MN 55328
Phone: 763.972.2981
 Fax: 763.972.2911

www.industriallouvers.com
 ilinfo@industriallouvers.com

MODEL SP537DC

STANDARD CONSTRUCTION

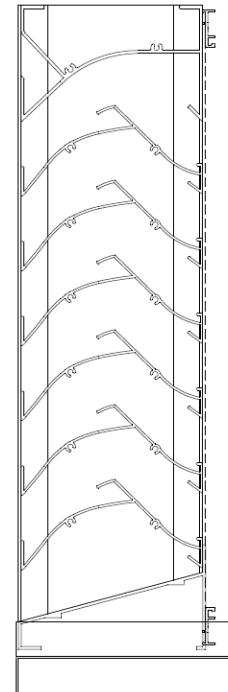
- **Material:** Extruded Aluminum 6063-T6
- **Frame:** 5" (127 mm) deep, .081" (2.1 mm) nominal wall thickness
- **Blades:** 5" (127 mm) deep, .063" (1.6 mm) nominal wall thickness
- **Blade Spacing:** 2" (51 mm) on center
- **Screen:** 1/2" x .063" flattened expanded bird screen and/or 18 x 14 mesh charcoal insect screen.
- **Finish:** Mill

OPTIONAL ACCESSORIES

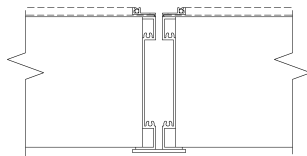
- Extended Sill Flashing
- Insulated and Non-insulated Blank-off Panels
- Flanged & Glazing Frames of various sizes
- Hinged Access Panels
- Sub-frames
- Visible Mullions
- Invisible Mullions for continuous blade appearance

FINISHES

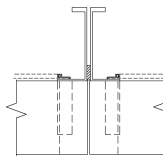
- **2 Coat Fluoropolymer:** Kynar 500 / Hylar 5000 custom colors available in 70% PVDF (AAMA 2605) or 50% PVDF (AAMA 2604) formulas.
- **3 Coat Fluoropolymer:** Kynar 500 / Hylar 5000 custom colors available in 70% PVDF (AAMA 2605) formulas.
- **Anodic Finishes:** Class I and Class II in Clear, Light/Medium/Dark Bronze, Champagne, and Black.
- **Prime Coat**
- **Mill**




Vertical Section



Visible Vertical Mullion



Invisible Vertical Mullion



Plan View

Qty	Size: Actual <input type="checkbox"/> M.O. <input type="checkbox"/>		MULLION TYPE	NO. OF SECTIONS	NOTES
	WIDTH	HEIGHT			
<input type="checkbox"/>	SILL FLASHING:				PROJECT:
<input type="checkbox"/>	SCREEN:				LOCATION:
<input type="checkbox"/>	FINISH:				ARCHITECT:
<input type="checkbox"/>	COLOR:				REPRESENTATIVE:
<input type="checkbox"/>	OTHER:				DATE: JOB #:

MODEL SP537DC

SUGGESTED SPECIFICATIONS

General: Furnish and install where indicated on drawings 5" (127mm) Storm Performance Louver Model SP537DC as manufactured by Industrial Louvers, Inc., Delano, MN.

Material: Extruded aluminum frames and blades shall be one piece 6063-T6 alloy, designed to collect and drain water to the exterior at the sill by means of integral gutters in the blades and jamb frames. Frame shall have a material thickness of .081" (2.1mm). Fixed blades shall have a material thickness of .063" (1.6mm). Frames and blades shall be joined by stainless steel mechanical fastener, and frame will be caulked to prevent water penetration to interior wall construction.

Performance

- Free area (4' x 4' louver) = 8.15 sq. ft. (50.9%)
- Free area velocity at point of beginning water penetration (.01 oz/sq. ft.) = 1195.1 fpm
- Pressure drop @ 722.8 FPM velocity = .15" water
- Air volume @ 722.8 FPM free area velocity = 5,890.82 CFM

Dade County: The model SP537DC has been tested in accordance with and passes the following Dade County (SFBC) protocols:

- **TAS-201:** Large Missile Impact Test: Louver must prevent penetration of large missile simulating airborne debris during a hurricane.
- **TAS-202:** Uniform Static Air Pressure Test: Tests the louvers ability to withstand both positive and negative windloads as experienced during hurricane winds.
- **TAS-203:** Cycle Wind Pressure Test: The louver is tested to withstand a constant windload.

Free Area

Square Feet (Square Meters)						
Free Area AMCA Licensed for openings up to 72" x 120"						
For free area data for larger openings, contact factory.						
3048.0	0.46	0.99	1.53	2.06	2.59	3.12
120	5.00	10.71	16.42	22.13	27.84	33.55
2743.2	0.42	0.89	1.36	1.84	2.31	2.79
108	4.47	9.58	14.69	19.80	24.91	30.02
2438.4	0.37	0.79	1.20	1.62	2.04	2.46
96	3.94	8.45	12.96	17.47	21.98	26.49
2133.6	0.32	0.68	1.04	1.41	1.77	2.13
84	3.42	7.33	11.23	15.14	19.05	22.95
1828.8	0.27	0.58	0.88	1.19	1.50	1.80
72	2.89	6.20	9.50	12.81	16.12	19.42
1524	0.22	0.47	0.72	0.97	1.22	1.48
60	2.37	5.07	7.78	10.48	13.18	15.89
1219.2	0.17	0.37	0.56	0.76	0.95	1.15
48	1.84	3.94	6.05	8.15	10.25	12.36
914.4	0.12	0.26	0.40	0.54	0.68	0.82
36	1.31	2.82	4.32	5.82	7.32	8.83
609.6	0.07	0.16	0.24	0.32	0.41	0.49
24	0.79	1.69	2.59	3.49	4.39	5.29
304.8	0.02	0.05	0.08	0.11	0.14	0.16
12	0.26	0.56	0.86	1.16	1.46	1.76
H/W	304.8	609.6	914.4	1219	1524	1829
	12	24	36	48	60	72

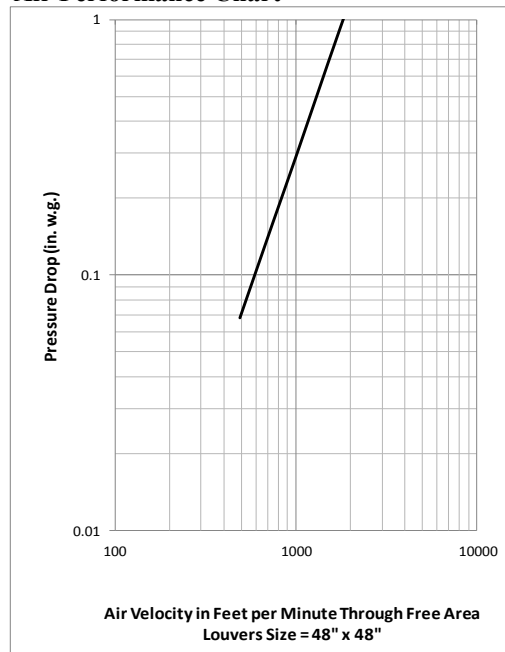
Wind Driven Rain Chart

Ventilation Air Velocity (m/s)	Rainfall rate of 3" per hour (76 mm) and a wind velocity of 29 mph (47 kph).			Rainfall rate of 8" per hour (76 mm) and a wind velocity of 50 mph (47 kph).		
	Core Velocity (fpm)	Rating Effectiveness	Class	Core Velocity (fpm)	Rating Effectiveness	Class
0.0			A			A
0.5			A			A
1.0			A	190	99.7%	A
1.5			A	289	99.5%	A
2.0	377	100.0%	A	405	99.2%	A
2.5	464	99.4%	A	500	98.7%	B
3.0	585	98.5%	B	582	98.4%	B
3.5	679	98.0%	B	687	96.7%	B
Effectiveness Rating	A = 1 to 0.99		B = 0.989 to 0.95	C = 0.949 to 0.80		D = 0.80 to 0



Industrial Louvers, Inc. certifies that Model SP537DC shown herein is licensed to bear the AMCA Seal. The ratings shown are based on tests and procedures performed in accordance with AMCA Publication 511 and comply with the requirements of the AMCA Certified Ratings Program. The AMCA Certified Ratings Seal applies to air performance ratings, water penetration ratings, and wind driven rain.

Air Performance Chart



The AMCA Certified Ratings Seal applies to Air Capacities in the intake model only.

Data corrected to standard air density
Tested to AMCA 500-L, Figure 5.5

Water Penetration Chart

