



511 SOUTH 7TH STREET
DELANO MN 55328
Phone: 763.972.2981
Fax: 763.972.2911

www.industriallouvers.com
ilinfo@industriallouvers.com

MODEL 405

STANDARD CONSTRUCTION

Frame and blades to be 4" deep 16 gauge galvanized steel.

1/2" mesh 19 gauge galvanized wire bird screens in a removable extruded aluminum frame.

Finish to be mill.

INSTALLATION

Model 405 should be installed in accordance with manufacturers recommended attachment method and in accordance with state and federal building codes.

WARRANTY

All materials and workmanship are warranted for a period of 1 year from date of completion.

MAINTENANCE

None required.

FEATURES

- All sizes are custom fabricated to meet project requirements.
- Sight proof blades.
- Clip angles for installation.
- All welded assembly.

OPTIONAL ACCESSORIES

Many optional accessories to the basic design are available at an additional cost. They include:

- Extended sill flashing
- Flanged frames of various sizes
- Hinged access panels
- Subframes
- Continuous perimeter angles
- Visible or invisible mullions for multiple section requirements.
- Baked Enamel or Kynar finish

NOTE: Manufacturer of kynar finish does not warrant paint on steel.

Please contact the factory for other special requirements.

SUGGESTED SPECIFICATIONS

Furnish and install where indicated on the drawings ILI sight proof Model 405 louvers as manufactured by Industrial Louvers, Inc., Delano, MN. Frames and blade thickness to be 16 gauge galvanized steel. Sill and jamb frames shall be continuously welded and caulked to help prevent water penetration to interior wall construction. Blades are attached by means of all-welded construction.

The louvers shall have a minimum of 4.85 sq. ft. (30%) free area on a 48 inch x 48 inch louvers.

CATALOG NO. 405

Rev: JULY 2010

MODEL 405

Free Area in Square Feet And Square Meters

Free Area for openings up to 72" X 120".
For free area data for larger openings, contact factory.

FREE AREA IN SQUARE FEET AND SQUARE METERS

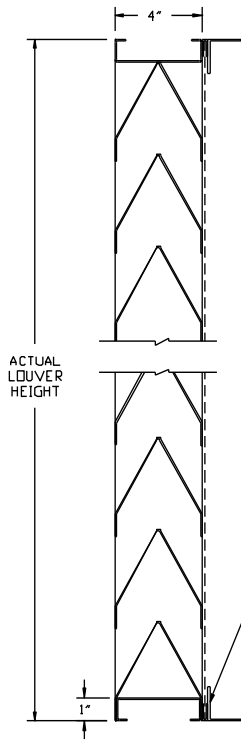
3048. mm	0.263	0.578	0.894	1.209	1.525	1.84
120"	2.830	6.226	9.622	13.018	16.414	19.81
2743.2 mm	0.236	0.518	0.800	1.083	1.365	1.648
108"	2.534	5.575	8.616	11.657	14.698	17.739
2438.4 mm	0.208	0.458	0.707	0.956	1.206	1.455
96"	2.239	4.925	7.610	10.296	12.982	15.668
2133.6 mm	0.181	0.397	0.614	0.830	1.047	1.263
84"	1.943	4.274	6.605	8.935	11.266	13.597
1828.8 mm	0.153	0.337	0.520	0.704	0.887	1.071
72"	1.648	3.623	5.599	7.574	9.550	11.526
1524. mm	0.126	0.276	0.427	0.577	0.728	0.878
60"	1.352	2.973	4.593	6.214	7.834	9.454
1219.2 mm	0.098	0.216	0.333	0.451	0.568	0.686
48"	1.057	2.322	3.587	4.853	6.118	7.383
914.4 mm	0.071	0.155	0.240	0.325	0.409	0.494
36"	0.761	1.671	2.582	3.492	4.402	5.312
609.6 mm	0.043	0.095	0.147	0.198	0.250	0.301
24"	0.466	1.021	1.576	2.131	2.686	3.241
304.8 mm	0.016	0.035	0.053	0.072	0.090	0.109
12"	0.170	0.370	0.570	0.770	0.970	1.17
H/W	304.8 mm	609.6 mm	914.4 mm	1219.2 mm	1524. mm	1828.8 mm
	12"	24"	36"	48"	60"	72"



CATALOG NO. 405

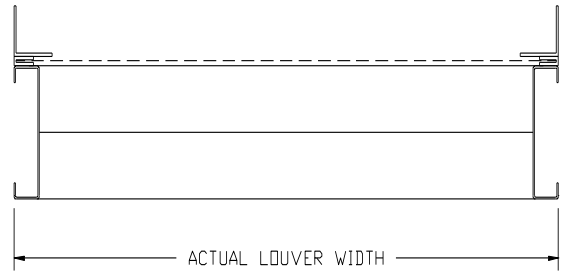
Rev: JULY 2010

MODEL 405

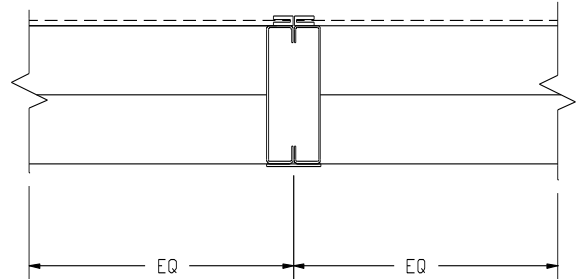


VERTICAL SECTION

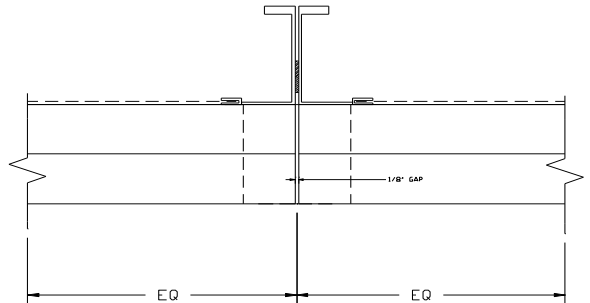
1 1/2" x 1 1/2"
x 16 GA. GALV. CLIP
ANGLES @ 18° O/C.
(MILL FINISH),
ATTACHED TO
LOUVERS w/1" X
#12 S/M SCREWS
@ JOBSITE. (CALL
ANCHORS INTO
SURROUNDING
CONDITIONS BY
OTHERS.)



HORIZONTAL SECTION



VISIBLE MULLION DETAIL



INVISIBLE MULLION DETAIL

ACCESSORIES:

- SILL FLASHING - DEPTH _____
- SCREEN _____
- FINISH _____
- COLOR _____
- OTHER _____

ITEM NO.	QTY	SIZE		M.O.	MULLION TYPE	NO. OF SECTIONS	REMARKS
		Actual	Width				
		<input type="checkbox"/>		<input type="checkbox"/>			

PROJECT _____ **REPRESENTATIVE** _____
LOCATION _____ **ILI JOB NO.** _____ **REP NO.** _____
ARCH/ENGR. _____ Industrial Louvers, Inc. Phone: 763-972-2981
511 South 7th Street Fax: 763-972-2911
CONTRACTOR _____ Delano, MN 55328
DATE _____ CATALOG NO. 405 Rev: JULY 2010