

LifeSPACE®

HAWORTH®



Great Spaces surpass expectations today, and evolve effortlessly over time. From small hoteling rooms to private offices and open break areas, LifeSPACE moveable walls adapt to your vision, establish continuity at every turn, and help you create spaces that are truly great.





Establish a feeling of permanence.

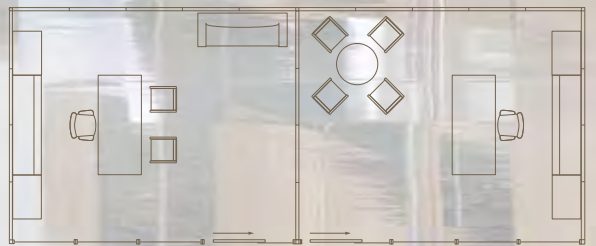
LifeSPACE walls look permanent, but are designed to move, aiding a company's ability to grow and evolve as business needs change. With wide-ranging aesthetics from fun wall colors to sophisticated wood options, LifeSPACE moveable walls can easily change locations while maintaining continuity within a company's overall identity.





Executive Offices

- Wood skin walls coffee sapele with slimline reveal
- Fabric skin walls Papyrus verdigris with postcap reveal
- Rectilinear wood/glass front clear glass and coffee sapele with slimline reveal
- Solid wood slide door coffee sapele
- York casegoods coffee sapele and lyptus, thick edge with inlay and kerf; black trim
- Tackboard Straie moonlight
- Task seating X99 with Safari Leather black
- Guest seating Hello in coffee sapele with Weimar candle
- Lounge seating QBIC with Art Collection white leather





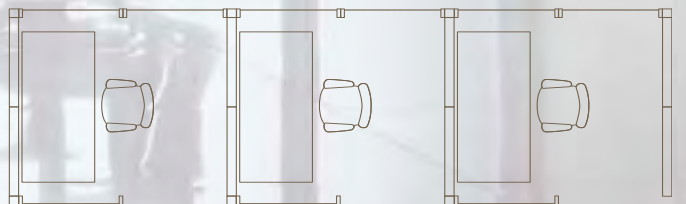
Create a more responsive space.

LifeSPACE provides maximum space-planning flexibility. 3.75" thick glass "storefronts" easily integrate with 2.25" thick panels to create highly functional, visually exciting spaces. The non-progressive design of LifeSPACE allows for walls and doors to be readily moved and spaces retasked, without affecting adjacent panels or disrupting workers nearby.



Hoteling Offices

- Wood skin walls golden anegre with slimline reveal
- Flush aluminum/glass front metallic silver with clear glass
- Center aluminum/glass back metallic silver with etched glass
- Tables Moxie with chalk worksurfaces and metallic silver legs
- Task seating Zody in Soothe mesh with Squarz ice cube







Achieve a consistent aesthetic.

Take advantage of a broad palette of creative, structural, and functional options for unparalleled design freedom. From conference rooms to waiting areas, LifeSPACE solutions allow you to maintain a singular aesthetic throughout the entire space, and ensure consistently superior quality from room to room.





Conference and Waiting Areas

Wood skin walls retro walnut with slimline reveal

Flush aluminum/glass front metallic silver with clear glass

Frameless glass door with exposed hardware

Tackboards HBF pulsate walnut (reverse side)

Conference table Compose bases in metallic silver with custom glass top

Conference seating Zody in Relax mesh with Maharam Ledger stark upholstered back jacket

Lounge seating/tables SEO4 square sofa in Luna Latitude Craft clipper; SEO4 square low table in wenge







Mirror a company's brand and culture.

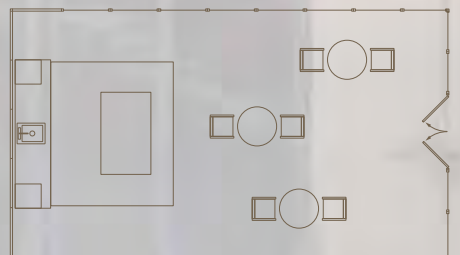
From formal to casual environments, LifeSPACE elements help reflect and enhance a company's culture and vision. Glass fronts and doors feel open and fresh. Wood walls and solid-wood doors suggest subtle sophistication. By combining elements in virtually any way you imagine, LifeSPACE conforms to your design intent—not the other way around.





Break and Common Areas

- Wood skin walls coffee sapele with slimline reveal
- Aluminum/glass walls metallic silver with clear glass and postcap reveal
- Fabric skin walls Rejuvenate spirit with postcap reveal
- Wood double pivot door natural maple
- Refreshment center espresso pinched anegre, with custom countertop
- Backsplash laminated white glass
- Tables if hightops in natural maple and silver
- Seating Hello in natural maple and HBF Seed scrambled and barefoot
- Hallway lounge seating (page 12) Hello with Safari Leather black





Make the process easy.

Because LifeSPACE walls look and feel like permanent construction, it's easy to forget just how hassle-free they can be. LifeSPACE walls arrive fully finished, ready to be tilted up and trimmed in place, so they're installed easily and virtually waste-free.



Private Offices

Wood skin walls light pinched anegre, with slimline reveal

Fabric skin walls Spring with postcap reveal

Aluminum/glass front metallic silver with clear glass and clear postcap reveal (center mount)

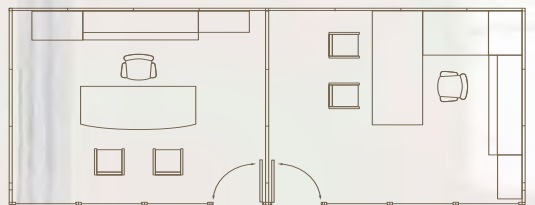
Wood pivot door light anegre, pinched

Masters casegoods light anegre, pinched

Tackboard Furrow ridge

Task seating X-99 with Maharam Ledger ecru

Guest seating Hello in light anegre with Maharam Orissa bright






Open up new opportunities.

LifeSPACE gives you everything you need to create a distinctive, efficient design.


Glass, wood veneer, powder-coated metal and a variety of vinyl and fabric choices maximize design freedom. Single- and double-door options include solid wood, powder-coated metal, or clear, patterned, or diffused glazing. Even the muntin locations can be defined to your specifications. Plus, LifeSPACE full-height wood doors and truly moveable curved walls give you greater options for achieving the finished space you envision.

Sliding barn doors create effective, comfortable 10' x 10' private offices, increasing space utilization by as much as 30%. Choose sliding doors for space efficiency, pivot doors for maximum versatility, or butt-hinge doors for optimum acoustics.



Glass is available clear, patterned, diffused, and laminated. Glazing frames are available in rectilinear or elliptical edges, in metal or wood. Glass can be center mounted as shown or flush mounted.

Take advantage of rich wood and veneer options that allow you to match walls to caseworks and systems for continuity across the finished space. Only the highest grade materials are used.



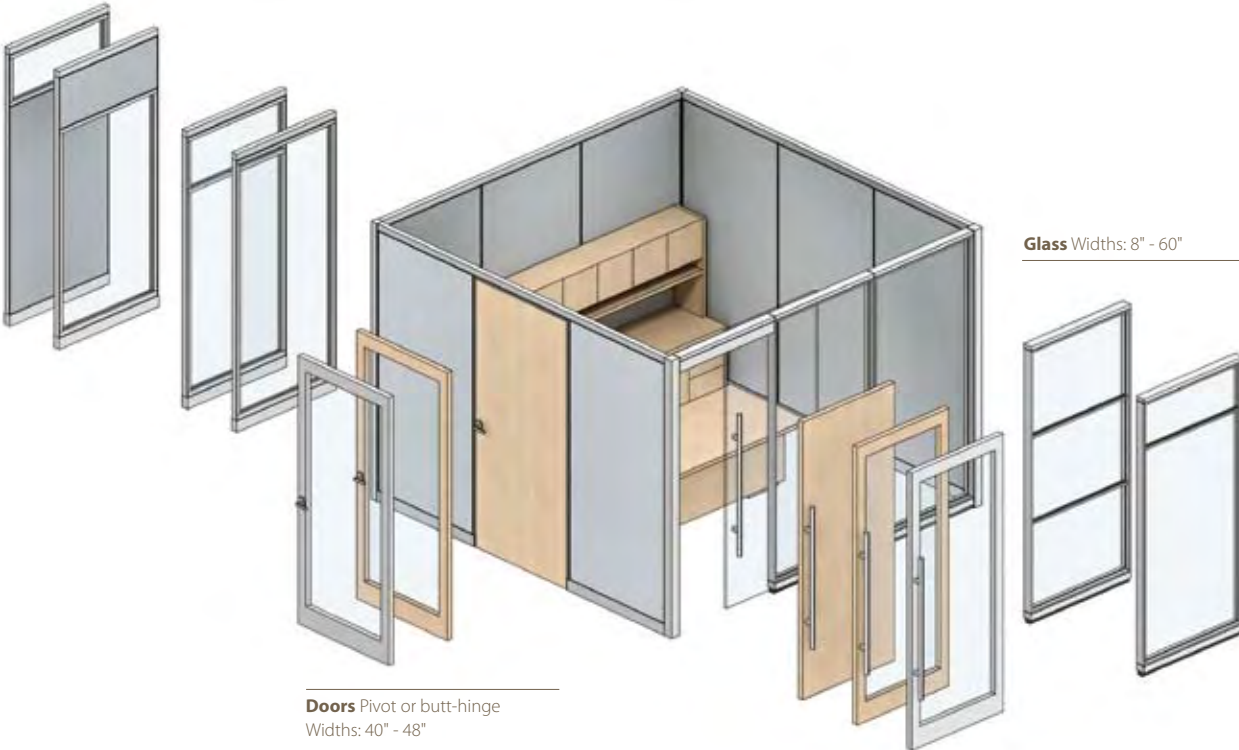
Walls are built to 1/16" increments, and panels are designed to connect seamlessly, for the cleanest finished look. The LifeSPACE structural postcap creates a monolithic appearance that emulates conventional construction. A wide variety of fabric and vinyl options are available.

A range of aesthetic options.

LifeSPACE 2.25 inch-thick glass, wood, and solid panels can be complemented by 3.75 inch glass storefronts. These architectural glass fronts can also be combined with conventional construction for clean, contemporary conference areas, private offices, or entries.

Solids and combinations

Widths: 8" - 48"



Doors Pivot or butt-hinge
Widths: 40" - 48"

Glass Widths: 8" - 60"

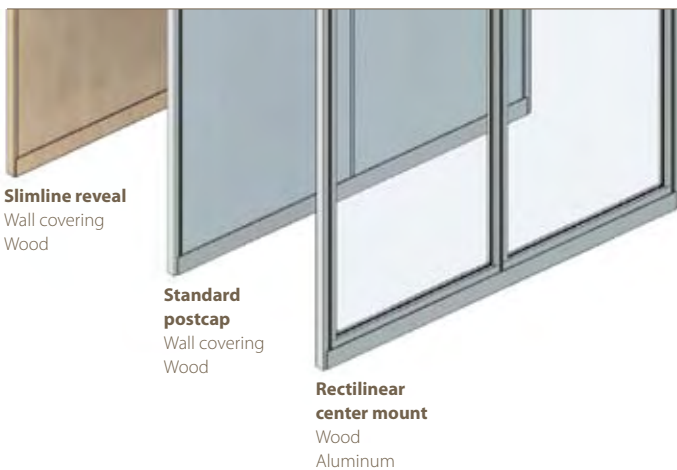
Doors Sliding
Widths: 44" - 48"

LifeSPACE 225 Heights: 84" - 120" (up to 144" as a special)

- A 2.25" platform
- Includes architectural glass, solid and combination panels
- Standard 3/4" postcap or 1/4" slimline reveal on solid walls

LifeSPACE 375 Heights: 84" - 120" (up to 144" as a special)

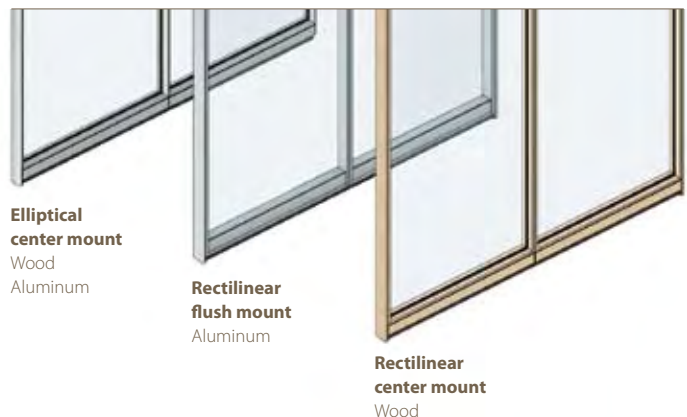
- A 3.75" platform
- Architectural glass fronts can be used with LifeSPACE 225 or conventional construction • 1/4" slimline reveal



Slimline reveal
Wall covering
Wood

Standard postcap
Wall covering
Wood

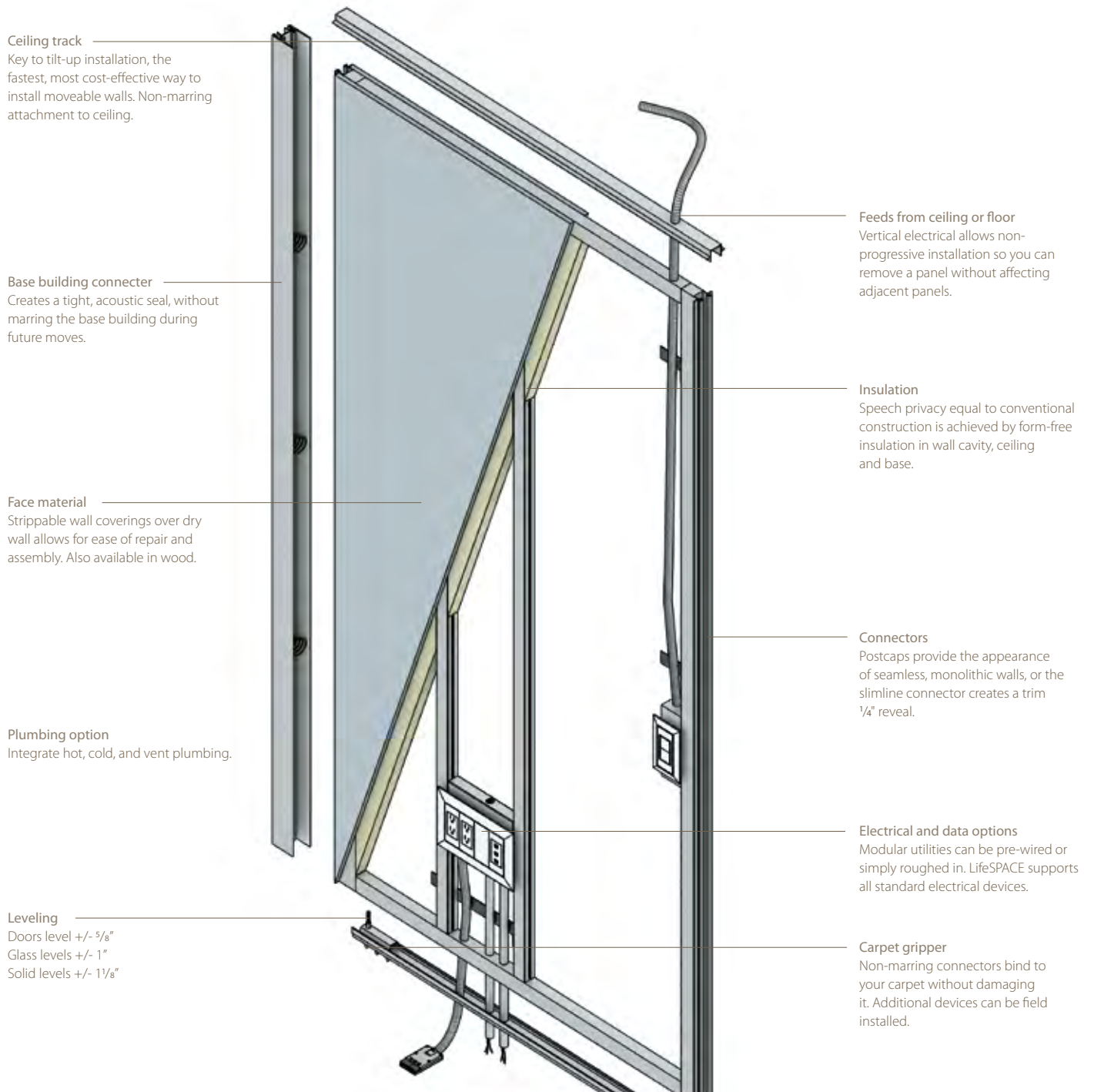
Rectilinear center mount
Wood
Aluminum



Elliptical center mount
Wood
Aluminum

Rectilinear flush mount
Aluminum

Rectilinear center mount
Wood



Manufactured for easy installation.

LifeSPACE panels employ unitized construction, arriving on site with specified features factory installed. Manufactured to your height, width, and utility requirements, wall panels can simply be tilted up into place in just minutes. Add your preferred trim, and the finished space is ready for occupancy.

HAWORTH®

change by design

For more information call 800.344.2600 or 616.393.3000.

| | | |
|-----------|----------------|---------------|
| Amsterdam | Guatemala City | New Delhi |
| Bangalore | Geneva | New York |
| Barcelona | Holland, MI | Paris |
| Beijing | Hong Kong | Pune |
| Bologna | Kuala Lumpur | Shanghai |
| Brussels | Lisbon | Singapore |
| Budapest | London | Stuttgart |
| Calgary | Los Angeles | Sydney |
| Chicago | Madrid | Tokyo |
| Dallas | Melbourne | Warsaw |
| Dubai | Milan | Washington DC |
| Frankfurt | Mexico City | Zurich |
| | Mumbai | |

Haworth is a registered trademark of Haworth, Inc.
Printed in USA ©Haworth, Inc. 2006 08.07 Item #2410

This brochure is printed on Mohawk 50/10 paper made with 15% recycled fiber, processed chlorine free. By using this environmentally friendly paper, Haworth saves on average the following resources annually: 7,882 trees, 3.3 million gallons of water, 4.5 billion BTUs of energy, 355,200 pounds of solid waste, and 694,190 pounds of atmospheric emissions.

haworth.com | haworth-europe.com | haworth-asia.com