

Enclose™

HAWORTH®



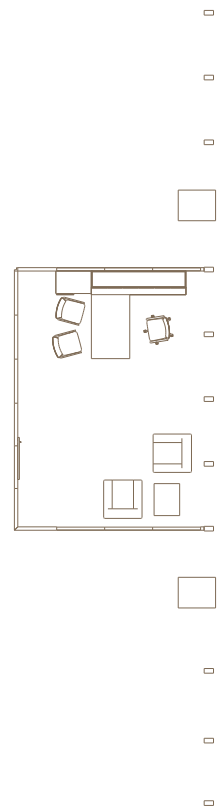


Adaptable architecture. Year after year.

Achieve a sense of presence and permanence, while ensuring your endless ability to adapt. Create a more sustainable and responsive environment. Enclose moveable walls provide the look, feel and acoustical performance of conventional construction, yet are designed to anticipate your need to change.

Achieve the performance of conventional construction and much more. Designed by Studio & Partners of Milan and Haworth Design Studio, Enclose moveable walls impart a refined look and a wide variety of design options. And the advantages go much further. Enclose walls integrate aesthetically and functionally with existing architecture while offering superior performance in the face of day-to-day demands.

Best of all, Enclose walls are 100% reconfigurable. They'll change and adapt more simply and efficiently than many other moveable walls—ensuring your facility is agile in response to changing needs. From formal conference rooms and small collaborative spaces to touchdowns and breakrooms, Enclose offers the versatility—and agility—to support your organization's diverse needs.









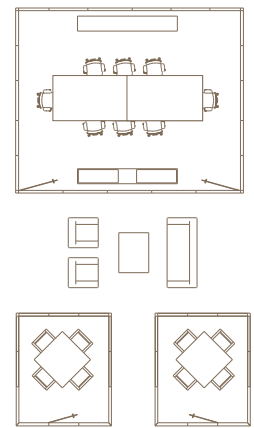


Defining design.

Clear, patterned, or custom glass. Monolithic or segmented tiles. Frameless, closed, or open corners. Eight door options, including full-height, frameless glass doors. Enclose offers a tremendous breadth of design options, allowing each space to fulfill its specific objectives and achieve aesthetic individuality.

Choose Enclose moveable walls in glass, metal, laminate, wall coverings, or wood. Finish panels to match your casegoods. Select the corner details and door options that suit you. With Enclose, you can create a space that captures your intent today, and retains its integrity through every iteration.

Enclose attends to a variety of needs and offers novel ways to meet objectives for every space. Glass etched with a pattern permits light to pass through while providing a measure of privacy. Clear glass from floor to ceiling beautifully contains a space and offers views. Select wood or wallcoverings to differentiate roles, functions, or locations. And create a unique personality for even the smallest spaces, such as compact teaming rooms that inspire ideas and collaboration.









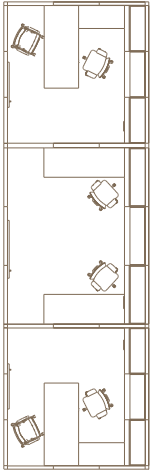


Efficiency is everything.

Spaces are getting smaller yet expected to do more. Enclose offers space-saving options that make the most of these shrinking footprints, creating comfortable workspaces that feel generous, while supporting all of the business needs today.

Clever utilization of space allows Enclose to create more workspaces in a floorplate, without sacrificing personal storage or privacy. With a 4-inch frame depth, Enclose is designed to accommodate hanging components for desking and storage—using vertical space most effectively. And a sliding door, attached at the top wall rail, can eliminate up to 50 square feet of wasted space associated with a traditional swing door.

Through efficient planning, Enclose allows users to enjoy the privacy and storage they need, without losing an inch to unusable space.







Absolute flexibility.

From initial installation to every subsequent reconfiguration your company demands, Enclose adapts with ease. Delivered on site as unitized panels, not as separate components, Enclose walls allow tilt-up installation rather than the assembly of parts. And Enclose can be reconfigured quickly and without disruption, dust, or excessive downtime. Its non-progressive design lets you remove and switch any single panel or door without upsetting the rest.



Specially designed, non-marring interface elements allow soft connections to the floor and ceiling—preventing telltale marks and damage, and relieving repair and clean-up efforts when moves occur. All Enclose wall tiles are removable, allowing for easy reconfiguration, refurbishment and repair. You can evolve the look, feel and function of your environment without costly reconstruction.





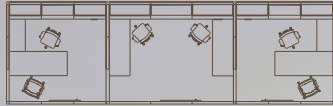
Ongoing savings.

Move, add, and change your interior with incredible efficiency. Not only can Enclose reconfigure in up to one-third the time of many competitors, you'll have less specialized labor needs along the way. Whether changing a single panel, replacing the removable tiles or making extensive cabling moves, Enclose performs for your bottom line.

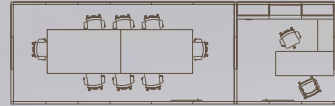


Even better, Enclose walls may be classified as personal property and equipment by your area's tax regulations. If so, they can benefit from accelerated depreciation—7.5 years compared to 39 years for conventional construction.

New offices or collaborative areas can be created with existing furniture assets. Change the shape, size, and function of a space as business and user needs evolve.



Before



After





Sustainable in every sense.

In addition to inherent re-use capabilities that keep products out of landfills when business needs change, Enclose walls support your sustainability strategies in many ways. For example, Enclose is manufactured using water-based finishes and offers environmental wallcoverings. Its design promotes access to daylight and views for interior private offices, creating satisfaction for all users while reducing lighting loads. Enclose walls can make a significant contribution toward a building's LEED® certification.





Effortless connections.

A tight fit and four-inch frame depth offer the look, feel, and performance of conventional construction. Built to meet interior dimensioning needs and available in many finishes, Enclose walls readily integrate with the interior architecture—physically and aesthetically.

Seamless connections to building walls, floors, ceilings, and window mullions, plus exceptional sound attenuation, make Enclose walls a smart choice for architectural interiors. With a sound transmission class (STC) rating of up to 45, Enclose walls exceed the performance of many other moveable and fixed-in-place walls.

Whether planning around uneven floors, bulkheads, radiators, or other building elements, Enclose walls have design solutions for each, simplifying the integration to any building. Manufactured in 1/16-inch increments, you'll be assured that Enclose will fit your building.

Great alone. Better together.™

As part of Haworth's integrated product platform, Enclose moveable walls are designed with deliberate dimensioning, a coordinated material offering, and thoughtful integration capabilities. Effortless integration is possible with raised floors, Compose™ open plan system, Patterns™ architectural system, and Planes™ collaborative collection. Only Haworth offers the ability to unify a complete floorplate, from floors to walls to furniture.

- A. Thoughtful options, such as 8" raceway covers support power/data needs and offer an architectural choice; they can be specified on either side of the Enclose wall and Compose panel.
- B. Reveal locations align consistently—supporting continuity from panel to wall and ensuring the hanging components remain level across product lines.
- C. Shared components and hardware simplify planning a single coherent space, and minimize asset management inventory.

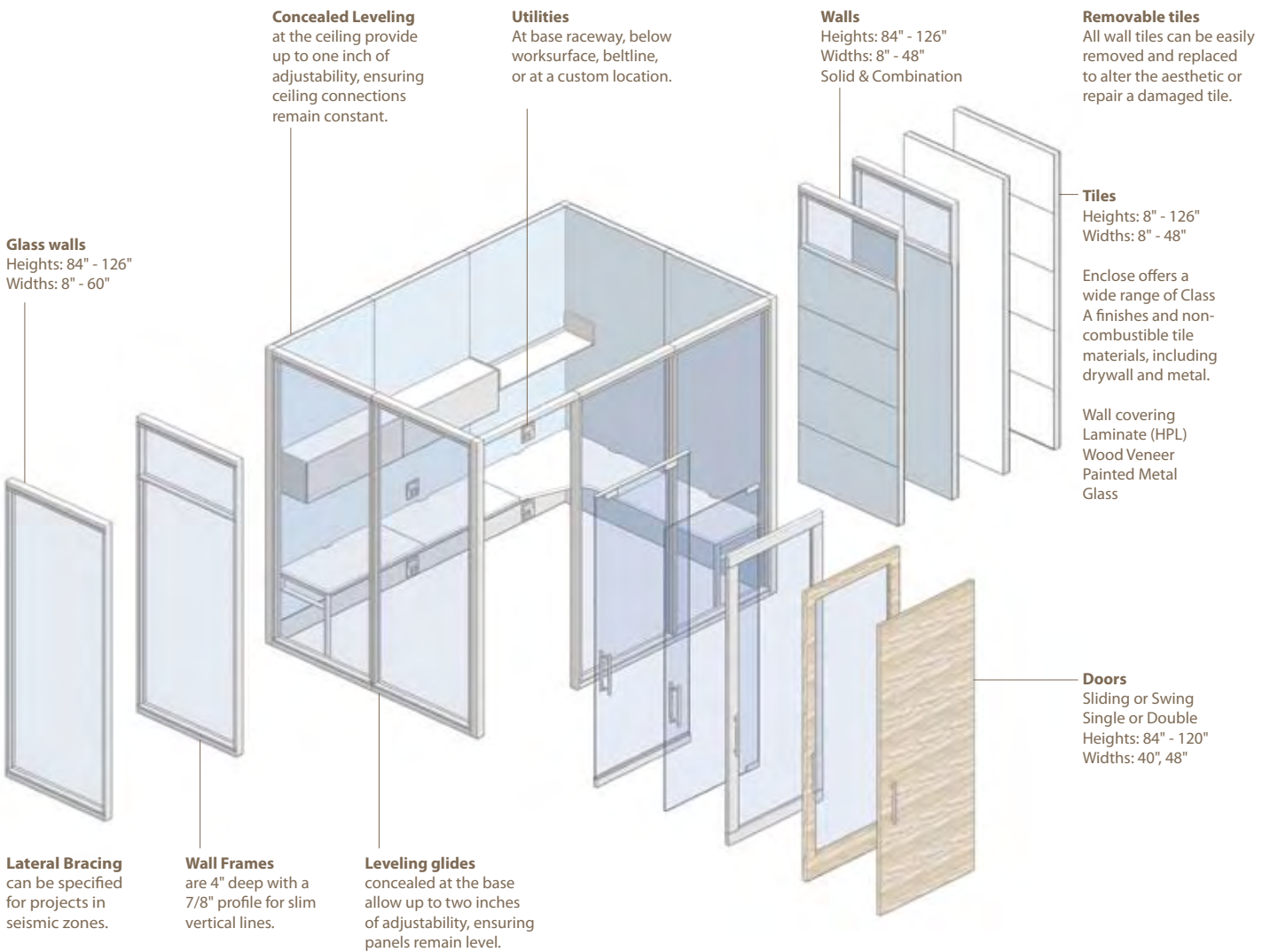


- D. The open corner, shown here, is just one of three corner options. Open and airy, it complements the light scale of Compose aluminum top trim and panel frames.
- E. A common material offering allows you to apply wood, metal finishes, and laminates consistently throughout the interior for maximum impact.
- F. Both Enclose walls and the Compose system support X Series storage components, making it ultra-simple to keep storage elements consistent from private spaces to open offices.
- G. Appropriate scale from moveable wall to systems panel now exists. The four-inch frame of Enclose walls complement the three-inch Compose panels for a dimensionally thoughtful aesthetic. Monolithic and segmented panels are designed on a single dimensioning strategy, ensuring visual alignment from wall to system.
- H. Enclose walls and Compose systems share technology readiness as well. Where codes allow, cabling and power supplies can integrate between moveable walls and systems furniture, for fast moves, adds, and changes—minimizing down time and avoiding the landfill.
- I. The Compose glass stack panels echo the look of Enclose glass walls while allowing greater daylighting and standing-height views. Enclose and Compose elements can both contribute to LEED certification for the interior.
- J. Sustainable options include EcoShield™ water-based wood finishes, powdercoat paint options, and recycled wallcoverings. All are part of the standard offering.



Enclose Walls: Melba Double-cut/Clear Glass/Silver Trim | Compose systems: Luna-Odeon/Melba Double-cut/Silver Trim | Hanging Components: Melba Double-cut Laminate: Linen | Zody Task: Maharam- Aria | LOOK® Guest: Carnegie-Wired | X Series Storage: Silver

Complete scalability. With unitized construction, Enclose walls allow maximum design freedom and a custom fit. All components are individually manufactured and assembled according to your exact specifications.



Performance in details. Through a wide range of thoughtful details and options, Enclose moveable walls offer unsurpassed design freedom and uncompromised aesthetics and functionality.


- A. A variety of door pulls and locks provides aesthetic consistency and appropriate levels of security.
- B. Magnetic steel tiles offer immediate display areas.
- C. Utilize whiteboard panels for information sharing.
- D. Frameless corner.
- E. Open corner.
- F. Closed corner.
- G. Select metal or wood frames, depending on the architectural interior desired (wood frames will be available in 2009).
- H. Enclose electrical and data requirements can be installed in the wall at the factory, reducing site labor and time.
- I. Support a range of user needs by incorporating custom lighting within the Enclose wall panel.



A



B



C



D



E




F



G



H



I





Inspiring environments.

Design a space that inspires, endures, and evolves, using more responsive Enclose moveable walls. Alone or integrated with other Haworth solutions, Enclose walls let you create sustainable, adaptable, and meaningful environments.

Go to [Haworth.com](https://www.haworth.com) for more enlightened workspace ideas and helpful tools. Or talk with your Haworth representative today.

HAWORTH®
change by design

For more information call 800.344.2600 or 616.393.3000.

Amsterdam	Guatemala City	New Delhi
Bangalore	Geneva	New York
Barcelona	Holland, MI	Paris
Beijing	Hong Kong	Pune
Bologna	Kuala Lumpur	Shanghai
Brussels	Lisbon	Singapore
Budapest	London	Stuttgart
Calgary	Los Angeles	Sydney
Chicago	Madrid	Tokyo
Dallas	Melbourne	Warsaw
Dubai	Milan	Washington DC
Frankfurt	Mexico City	Zurich
	Mumbai	

Haworth is a registered trademark of Haworth, Inc.
This brochure is not yet available to order.

haworth.com | haworth-europe.com | haworth-asia.com