

From the people who care as much as you do.

We strive for 100% customer satisfaction.

Country Estate®
50
YEAR
NON-PRORATED
LIMITED
WARRANTY
OR LIMITED
LIFETIME
WARRANTY

more
than
50 styles



We Care



CHARTER MEMBER
**VINYL FENCE, DECK AND RAILING
MANUFACTURERS ASSOCIATION**
A Division of the American Fence Association

FENCE FACTS

Country Estate® is the original polyvinyl fence.



COUNTRY ESTATE[®]

FENCE, DECK & RAILING

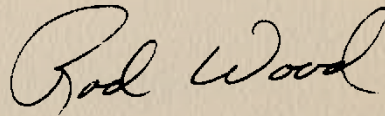
Like many home and ranch owners, you may be gathering information about Country Estate Fence because it is, once properly installed, free from traditional maintenance. Virtually every fence project is custom-fitted to a particular setting so we don't attempt to give pricing in the Fence Facts manual. An Authorized Independent Country Estate Dealer in your area will, however, come to your home and provide an obligation-free quotation to help you complete your project.

Thousands of homeowners have installed Country Estate Fence and we're always impressed with the positive comments they make. The bright white polymers and scientifically formulated color pigments compounded exclusively by Country Estate provide an agelessness found nowhere else in the fence industry.

Your Authorized Independent Country Estate Dealer will be contacting you soon, but always feel free to call our toll-free number 1-800-445-2887 for assistance. Thank you, once again, for asking about Country Estate Fence.



Rex German, President
Nebraska Plastics, Inc.



Rod Wood, National Sales Coordinator
Country Estate Fence



We Care

COUNTRY[®]
ESTATE
FENCE, DECK & RAILING


Thank you for asking ...

This page: *Springfield*
(shown with optional cap)



The Test of Time...

Eliminate peeling, flaking, rusting, blistering or corrosion . . . and discourages horses cribbing . . . and never paint again.



FOR YOUR INFORMATION

Country Estate Products . . . Matchless Integrity	4
Finding a Good Dealer and/or Installer	4
Do You Need a Fence Contractor?	5
Our 50 Year Non-Prorated Limited Warranty	6
No Lead Added	6
The Original Polyvinyl Fence	45
Planning Your Project	5
Our Customers Say It Best	13, 17, 19, 33
Country Estate History	50

COUNTRY ESTATE FENCE STYLES

Picket Fence	7
Alton	8
Arlington	9
Atlantic	21
Avondale	10
Brandywine	11
Brewster	12
Brighton	8
Cape Cod	21
Clarendon	9
Clayton	8
Dalton	8
Dartmouth	9
Dawson	13
Exeter	9
Georgetown	14
Hampton	15
Hannibal	16
Lincolnshire	17
Malibu	18
Missouri	22
Nantucket	14
Pacific	22
Pacific Diamond	23
Potomac	23
Rochester	19
Sacramento	24
Springfield	20

Semi-Privacy Fence	25
Caribbean	26
Denver	27
Hanver	27
Kensington	28
Lakeview	29
Privacy Fence	31
Lakeland, Lakeland Convex, Concave, and Heavy Duty	32
Hollingsworth	32
Melbourne	33
Melbourne with Lattice	33
Montauk, Montauk Point-Straight, Step & Scallop	34
Windsor	35

HVHZ (High Velocity Hurricane Zone) Fence	37-40
Dura-Lattice	41

Country Estate Gates	42
-----------------------------	----

Rail Fence	43
2-Rail Fence	44
3-Rail Fence	44
4-Rail Fence	44
Round Rail Fence	44

DECKING AND HAND RAILING

Country Estate Decking	48
Country Estate Hand Railing	47

COUNTRY ESTATE FENCE, DECK, AND RAILING OPTIONS

Colors	46
Post Cap Styles	46
Custom Gates	42
Hardware	46

ALL NEW COUNTRY ESTATE PRODUCTS

Embossed	49
Streaked	49
Maxwell Rail	49
Spider Board	49

Country Estate® Products . . . matchless integrity.

The durability and life-long strength of the polyvinyl chloride compounds used in the manufacture of Country Estate Fence produce a traditional fence that endures rugged use and the test of time. Country Estate Fence is a deterrent to deterioration from moisture, temperature extremes, ultraviolet exposure . . . and time itself. Plus, maintenance is reduced to an absolute minimum.



The evidence is overwhelming. Country Estate Fence is totally superior to all conventional fencing materials. Country Estate Fence polyvinyl components are constructed of scientifically formulated 100% virgin PVC compounds . . . consistently outperforming any and all wood, metal or imitation polyvinyl fence products. Since the introduction of Country Estate Fence, equine professionals have applauded the greater protection

polyvinyl fence provides their animals. The day Country Estate Fence is installed, all traditional fence maintenance halts.

PVC fencing was originated by the manufacturers of Country Estate Fence, and like a true champion, Country Estate Fence continues to outperform traditional fencing products and PVC imitators. Years and years after your decision to use Country Estate Fence, you will have transferred many maintenance dollars and workdays to better investments. Using Country Estate Fence is your best management decision.



*All Country Estate
PVC products may be recycled.*



Finding a Good Dealer and/or Installer

Both Country Estate Products and you must rely on a Country Estate Authorized Independent dealer/installer to guarantee his workmanship. Country Estate Products can be no better than the quality of the work that goes into the installation. In each area, Country Estate Products attempts to find the very best independent, professional dealer/installer to represent us.

A dealer/installer can be no better than your willingness to express your expectations. Put them in writing and make them a part of your contract. Choose a product and/or style that will meet your expectations.

Ideally, your Authorized Independent Country Estate dealer/installer is someone you know or who has installed successfully for someone you know. If this is not the case, we suggest the following:

1. Confirm the name of your Authorized Independent Country Estate dealer/installer by calling 800-445-2887. Home improvement impostors prey on those unwilling to do their homework.
2. The Country Estate warranty is not valid unless the entire installation consists of Country Estate Products. When registering your warranty, the installer must attest that he has not mixed products from other manufacturers.
3. Ask for references. Check with the Better Business Bureau.

4. Before purchasing, review online or download a free Country Estate Planning and Installation Guide at www.countryestate.com. Study it. Specify that your Country Estate Products be installed as recommended. Remember, however, that the Installation Guide provides for regional differences.

5. Before purchasing, discuss building codes, building permits, location of underground utilities, property lines and the exact location of your new fence. Determine who is responsible for each item.

6. When the job is complete, register your warranty as provided by your official copy of the warranty.

7. Do not assume the lowest price or the warranty with the longest time period is the best value.

8. Anticipate the need for an earnest money down payment at the time you place your order. Depending on the size of the project, the dealer may require progress payments. Do not pay in full until the project is complete.

9. Work with a contract or purchase order.

These common sense procedures will help assure a trouble-free installation.

Do you need a fence contractor?

An experienced professional with proper tools makes a job look easy and he produces a quality product. He will provide you with your total cost before the project begins. His expertise will help you with:

1. Building codes and permits, plus licenses and insurance as needed. Each political sub-division establishes its own requirements so they vary widely.
2. Buried utility lines can pose a danger. If you are not familiar with the “locator service” in your area, contact a utility and they will place you in touch. Most locator

services will mark all buried lines to the meter—you will need to identify buried lines between any meter and your residence (including electrical, gas, water, sewer, telephone and TV cable). Errors can be very expensive and may put your fence contractor and his employees at great risk.

If you are installing your own Country Estate Fence, call 800-445-2887 for a free installation guide. Or download one from our website www.countryestate.com. The Country Estate warranty requires that the fencing be installed according to the manufacturer’s recommendations.

Planning your project . . .

To assure the beauty of your investment, give considerable thought to location and alignment. With property-line fencing, you may wish to have your property surveyed. Check local building codes for height and set-back requirements. Apply for building permits and allow sufficient approval time prior to your scheduling of an installation crew. Discuss these requirements with your Authorized Independent Country Estate dealer/installer. He may offer to help you with the application forms. You may request a free copy of our publication: Country Estate Fence Products Installation Instructions.

Homeowners who wish to install their own Country Estate Fence and professional fence installers who have a reputation for good quality work find that most of the procedures they use with traditional fence materials are directly transferable to Country Estate Fence. Because of the versatility of Country Estate Fence Products and the varying needs of the property owners who purchase our products, there are numerous design and installation options available. Discuss these options with your Authorized Independent Country Estate dealer/installer before ordering.

The materials for most Country Estate Fence installations arrive at the job site with the posts, rails and/or panels pre-cut to length. If job site fabrication is required, the PVC in Country Estate Fence can be cut with hand or power saws. For best results, use a saw with a finishing blade that has no offset in its teeth.

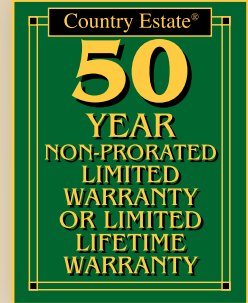
For fabricating gates and panels, we provide either self-tapping stainless steel screws or PVC rivets. Drill starter holes to assure that screw heads set flush and secure against the PVC surface. Polyvinyl products must be installed to permit expansion and contraction.

Remember: As with traditional fencing materials, for the personal safety of those using power equipment, make certain that all electrical equipment is properly grounded; that hands, face and eyes are adequately protected; and that all equipment is operated as recommended by its manufacturer.

COUNTRY ESTATE[®] FENCE

Country Estate[®] Products carry the industry's finest 50-Year Warranty or Limited Lifetime Warranty.

If you find a major manufacturer's published warranty on PVC fencing that you and/or your attorney feel will better protect your investment than Country Estate's published warranty, submit your request to us in writing along with a copy of the competitor's warranty and we will warrant our product using the competitor's warranty rather than ours.



PVC You Can Trust



In countries outside of the United States, it is not uncommon for lead to be used as a stabilizer in PVC compounds because it is cheaper and easier to process than the high-quality, safe alternatives. There is currently no federal law in the United States that prohibits producing or selling vinyl products, which contain lead. It is up to the manufacturers of vinyl products to police themselves and follow ethical business practices to keep lead out of their products. Nebraska Plastics, the manufacturer of Country Estate vinyl fence, deck and railing, feels that consumers should not have to worry about harmful lead hidden in PVC products and is proud to be able to state that they never have and never will use lead as a stabilizer in their vinyl products.

COUNTRY
ESTATE
FENCE, DECK & RAILING

Picket Fence

This page: *Springfield*
(shown with optional cap)


more
than
50
styles

We Care

Alton, Brighton, Clayton and Dalton

The ambience of wrought iron.

If you like picket fence, this series is certain to have a style you desire. The Alton provides the ultimate in picket fence simplicity, certain not to hide your favorite flowers and shrubs. The Brighton includes an intermediate height picket for greater decor . . . and the Clayton offers a similar design with a full height picket. If you would like some flair, look at the unique Dalton Series. This family of styles is sturdy, economical, and provides the ambience of the old wrought iron fence.



Alton

The Alton offers the cleanliness of a single, full height picket design.



Brighton

The Brighton combines a full height picket and a mid-height for an interesting pattern. Brighton works well to highlight a yard or protect a swimming pool without impairing visibility. (shown in Almond color)



Clayton

The Clayton utilizes alternating full height pickets. The Clayton is an attractive accent to many home styles.



Dalton

U.S. Patent No. D380,557

The Dalton makes a wonderful backdrop for flowers or climbing plants. (shown with optional cap)

Standard Height Options:	48", 60", or 72"
Post Spacing Options:	4' or 6' center-to-center (Dalton 6' only) (Notice - Posts must be exactly centered to allow for expansion.)
Suggested Post Dimensions:	48" High Fence = 4" x 4" x 72" 60" High Fence = 4" x 4" x 96" 72" High Fence = 4" x 4" x 108"
Standard Post Depth: (Local conditions may require additional depth.)	48" High Fence = 24" Post Depth 60" High Fence = 36" Post Depth 72" High Fence = 36" Post Depth
For post cap options see page 46.	
Horizontal Dimensions: (Radius corner sections also available.)	2" Thick x 3 1/2" Wide
Pickets (Verticals)	
Alton Spacing Between Pickets:	5"
Brighton, Clayton Spacing Between Pickets:	2"
Dalton Spacing Between Pickets:	2 1/8"
Picket Dimensions:	1" x 1"
Ground Clearance: (Grade variations will cause inconsistent ground clearance measurements.)	2"
Bill of Materials may differ in some areas.	

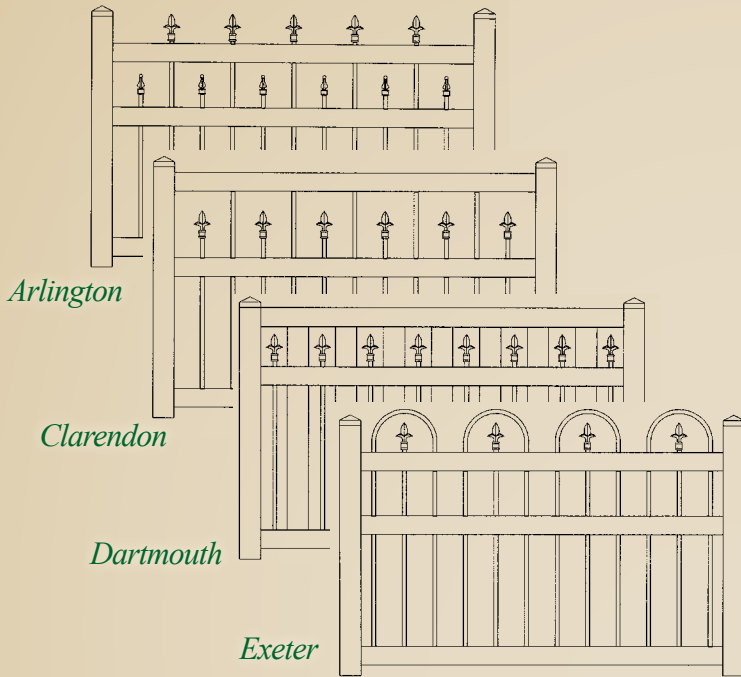
COUNTRY[®]
ESTATE
FENCE

Arlington, Clarendon, Dartmouth and Exeter

We call it the Back Bay Series.

This interesting group of fence styles is both ornate and elegant. A unique combination of verticals topped with Quad finials and/ or Fleur de lis caps.


Select the style that offers just the right amount of privacy and visibility . . . there is a style to fit your home.



Arlington
A unique combination of alternating finials and caps. (Shown with optional cap)



Clarendon
The Clarendon features alternating verticals framed by strong horizontal rails.



Dartmouth
The Dartmouth provides semi-privacy with a touch of Victorian tradition.

Standard Height Options:	48", 60", or 72"
Post Spacing Options:	6' center-to-center (Notice - Posts must be exactly centered to allow for expansion.)
Suggested Post Dimensions:	48" High Fence = 4" x 4" x 72" 60" High Fence = 4" x 4" x 96" 72" High Fence = 4" x 4" x 108"
Standard Post Depth: (Local conditions may require additional depth.)	48" High Fence = 24" Post Depth 60" High Fence = 36" Post Depth 72" High Fence = 36" Post Depth

For post cap options see page 46.

Horizontal Dimensions:	2" Thick x 3 1/2" Wide (Radius corner sections also available.)
------------------------	--

Pickets (Verticals)	
Arlington & Clarendon Spacing	
Between Pickets:	4.75"
Exeter Spacing Between Pickets:	5"
Dartmouth Spacing Between Pickets:	2"
Picket Dimensions on Arlington, Clarendon, & Exeter:	
Picket Dimension on Dartmouth:	1" x 1" and 1" x 4"

Ground Clearance:	2" (Grade variations will cause inconsistent ground clearance measurements.)
-------------------	---

It's your choice . . .



Fleur de lis



Quad finials


Bill of Materials may differ in some areas.



Exeter
The Exeter represents our most ornate Victorian style fence. It is perfect for the right setting. (Shown with optional cap)

Avondale

The elegant lines of the Avondale bring out the country charm in any home, whether it's located at the end of a country lane or the middle of town. Replace the maintenance of the classic wooden fence while gaining concave styling and a six-inch bottom rail that removes the temptation from small pets that think they can squeeze under and between the pickets. You'll call it a win-win design for everyone.



Standard Height Options:	48", 60", or 72"
Post Spacing Options:	8' center-to-center (Notice - Posts must be exactly centered to allow for expansion.)
Suggested Post Dimensions:	48" High Fence = 5" x 5" x 72" 60" High Fence = 5" x 5" x 96" 72" High Fence = 5" x 5" x 108"
Standard Post Depth: (Local conditions may require additional depth.)	48" High Fence = 24" Post Depth 60" High Fence = 36" Post Depth 72" High Fence = 36" Post Depth
For post cap options see page 46.	
Horizontal Dimensions:	2" x 3 1/2" x 95" (Top)
Horizontal Dimensions:	2" x 6" x 95" (Bottom)
Pickets (Verticals)	
Spacing Between Pickets:	2"
Dimensions:	7/8" Thick x 3" Wide
Ground Clearance:	2"
(Grade variations will cause inconsistent ground clearance measurements.)	
Bill of Materials may differ in some areas.	



Avondale

(Shown in Almond and White with optional cap)



Avondale




Avondale

(Shown with optional cap)



Brandywine

For the nostalgic feel of a traditional picket fence, you can't go wrong with the Brandywine. Its 7/8 x 3-inch pickets are spaced just under two inches apart for the perfect balance of privacy and openness. However, unlike many picket-style fences, the Brandywine features pickets that are flush with the bottom rail for a clean line that's safe for children, pets and lawn equipment.



Brandywine

(Shown with optional cap)



Brandywine



Brandywine

(Shown with optional cap)

Standard Height Options: 36", 42", or 48"

Post Spacing Options: 8' center-to-center
(Notice - Posts must be exactly centered to allow for expansion.)

Suggested Post Dimensions: 36" High Fence = 5" x 5" x 60"
42" High Fence = 5" x 5" x 66"
48" High Fence = 5" x 5" x 72"

Standard Post Depth: 36" High Fence = 24" Post Depth
(Local conditions may require additional depth.) 42" High Fence = 24" Post Depth
48" High Fence = 24" Post Depth

For post cap options see page 46.

Horizontal Dimensions: 2" Thick x 3 1/2" Wide


Pickets (Verticals)
Spacing Between Pickets: 1.7"
Dimensions: 7/8" Thick x 3" Wide

Ground Clearance: 2"
(Grade variations will cause inconsistent ground clearance measurements.)

Bill of Materials may differ in some areas.



With its clean, crisp top and bottom lines, Brewster is a contemporary pattern that complements any of today's modern home styles. Whether its role is to keep children and pets in the yard, provide a protective barrier around your yard or simply accent the beauty of your home, the Brewster does the job without hiding the aesthetics that lies beyond. Thanks to an alternating combination of 1 ½ and 3-inch pickets on two-inch spacing, it meets most codes without blocking the view or the breeze.



Standard Height Options:	36", 42", or 48"
Post Spacing Options:	8' center-to-center (Notice - Posts must be exactly centered to allow for expansion.)
Suggested Post Dimensions:	36" High Fence = 5" x 5" x 60" 42" High Fence = 5" x 5" x 66" 48" High Fence = 5" x 5" x 72"
Standard Post Depth:	36" High Fence = 24" Post Depth (Local conditions may require additional depth.) 42" High Fence = 24" Post Depth 48" High Fence = 24" Post Depth

For post cap options see page 46.

Horizontal Dimensions: 2" Thick x 3 1/2" Wide
(Radius corner sections also available.)

Pickets (Verticals)
8' Post Spacing Dimensions: 2" Between Pickets
7/8" Thick x 1 1/2" Wide
7/8" Thick x 3" Wide

Ground Clearance: 2"
(Grade variations will cause inconsistent ground clearance measurements.)

Bill of Materials may differ in some areas.



Brewster
(Shown with optional cap)



Brewster




Brewster



Dawson

The Dawson is designed for elegance. It is at home with many modern or classic American homes. Traditional Country Estate construction includes sturdy 5" x 5" posts, reinforced horizontals and exquisite cap design. Dawson provides semi-privacy with a hint of the landscape behind it. See your Country Estate authorized independent dealer for all of the details.



(Shown with optional cap)

Standard Height Options:	48", 60", 72"
Post Spacing Options:	8' center-to-center (Notice - Posts must be exactly centered to allow for expansion.)
Suggested Post Dimensions:	48" High Fence = 5" x 5" x 72" 60" High Fence = 5" x 5" x 96" 72" High Fence = 5" x 5" x 108"
Standard Post Depth:	48" High Fence = 24" Depth 60" High Fence = 36" Depth 72" High Fence = 36" Depth

For post cap options see page 46.

Horizontal Dimensions:	2" Thick x 3.5" Wide (Top) 2" Thick x 3.5" Wide (Middle) 2" Thick x 6" Wide (Bottom) (Radius corner sections also available.)
Picket Dimensions (Verticals):	1 1/2" Thick x 1 1/2" Wide
Ground Clearance:	2" (Grade variations will cause inconsistent ground clearance measurements.)

Bill of Materials may differ in some areas.



(Shown with optional cap)



Our customers say it best . . .

I am very happy with the fence! I have had numerous compliments on the beauty of it. Friends and strangers have stopped to get a good look. Some come to the house to ask where and who put it in. Our dealer was very helpful in helping me decide location, length, end pieces, etc.

M.E.C. - Charlton City, MA

Our dealer was prompt to take care of our needs and requests. We are very pleased with the project.

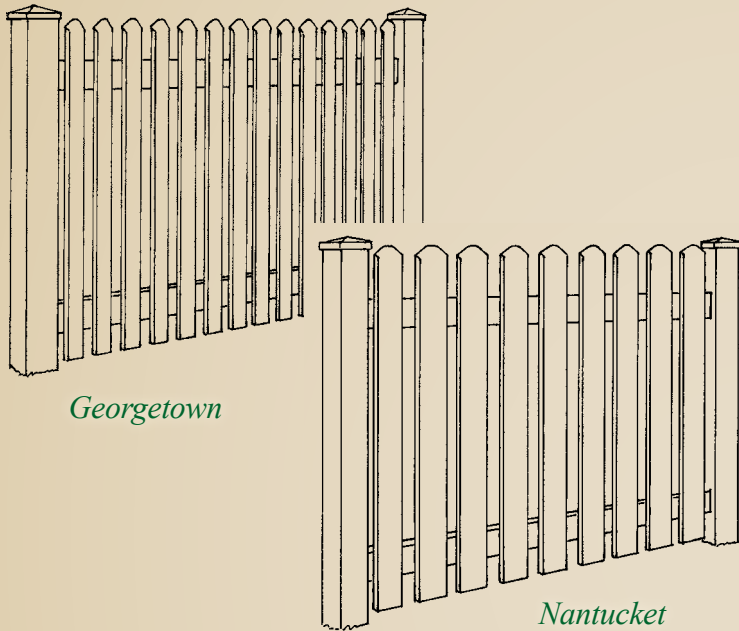
M.R.J. - Omaha, NE

With the expertise of our Country Estate dealer, my back yard looks like a million bucks!

C.C. - Rosedale, NY

Georgetown and Nantucket

Everybody loves the traditional American picket fence and Country Estate's Georgetown is the most durable and trouble-free picket fence ever. It is meticulously constructed of virgin polyvinyl chloride extrusions that never need painting. They simply shrug off chipping, cracking and rotting problems so common to wood construction. The finest improvement to picket fences came hundreds of years after the fence was originated . . . it's Country Estate's Georgetown.



Georgetown
(Shown with optional cap)



Georgetown
(Shown with optional cap)



Nantucket

Standard Height Options: 36", 42", or 48"

Post Spacing Options: 4' or 6' center-to-center
(Notice - Posts must be exactly centered to allow for expansion.)

Suggested Post Dimensions: 36" High Fence = 4" x 4" x 60"
42" High Fence = 4" x 4" x 66"
48" High Fence = 4" x 4" x 72"

Standard Post Depth: 36" High Fence = 24" Post Depth
(Local conditions may require additional depth.) 42" High Fence = 24" Post Depth
48" High Fence = 24" Post Depth

For post cap options see page 46.

Horizontal Dimensions: 2" Thick x 3 1/2" Wide

Pickets (Verticals) Georgetown Spacing: 1 15/32" Between Pickets
Nantucket Spacing: 1 3/4" Between Pickets

Picket Dimensions: Georgetown: 7/8" Thick x 1 1/2" Wide
Nantucket: 7/8" Thick x 3" Wide

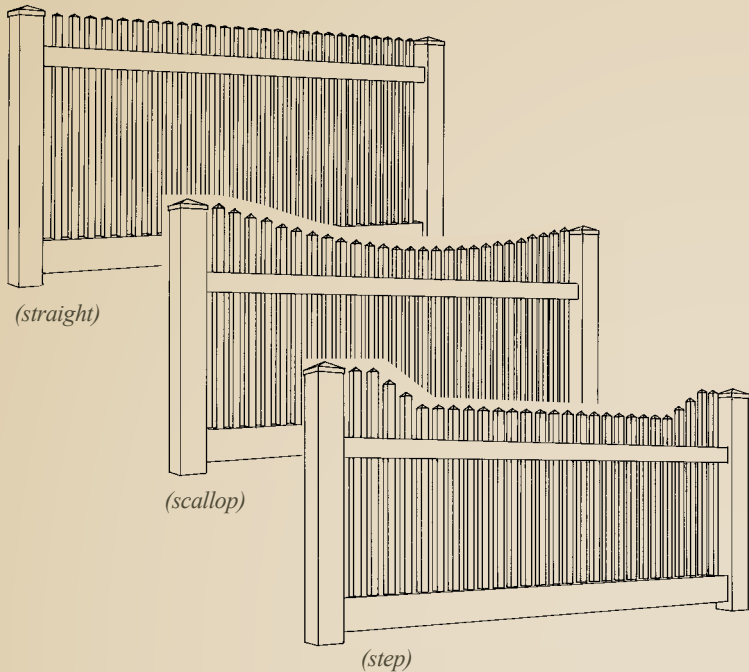
Ground Clearance: 2"
(Grade variations will cause inconsistent ground clearance measurements.)

Bill of Materials may differ in some areas.

COUNTRY
ESTATE
FENCE

Hampton

The Hampton Series provides three distinct styles for widely varying American home designs, available with straight, scalloped, or the new step profile. Strong verticals provide plenty of air-flow and semi-privacy at the same time.



Standard Height Options:	48", 60", or 72"
Post Spacing Options: (Notice - Posts must be exactly centered to allow for expansion.)	8' center-to-center
Suggested Post Dimensions:	48" High Fence = 5" x 5" x 72" 60" High Fence = 5" x 5" x 96" 72" High Fence = 5" x 5" x 108"
Standard Post Depth: (Local conditions may require additional depth.)	48" High Fence = 24" Post Depth 60" High Fence = 36" Post Depth 72" High Fence = 36" Post Depth
For post cap options see page 46.	
Horizontal Dimensions:	2" Thick x 3 1/2" Wide (Top) 2" Thick x 6" Wide (Bottom) (Radius corner sections also available.)
Pickets (Verticals) Picket Dimensions:	1 7/8" Between Pickets 1 1/2" Thick x 1 1/2" Wide
Ground Clearance: (Grade variations will cause inconsistent ground clearance measurements.)	2"
Bill of Materials may differ in some areas.	



U.S. Patent No. D378,784 (Shown in Almond color and with optional cap)



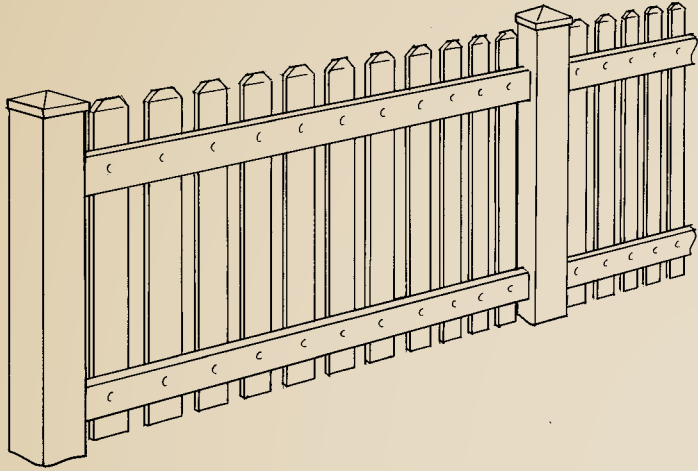
Check with local building codes for pool enclosure regulations. (Shown with optional cap)



(Shown in Adobe color and with optional cap)

Hannibal

You can almost hear the paddle wheelers churning down the Mississippi on a hot summer day. Country Estate brings the flavor of Mark Twain's time to today's residential settings with the Hannibal traditional board fence . . . without the whitewashing that even Tom Sawyer disliked. The Hannibal is constructed of rugged and durable virgin polyvinyl chloride extrusions that are carefree after installation. Boards won't rot or split nor nails rust with Country Estate fence because PVC construction has replaced them with UV resistance and a timeless feeling like those summers long ago.



(Shown with optional cap)



Standard Height Options: 36", 42", or 48"

Post Spacing Options: 4' or 6' center-to-center
(Notice - Posts must be exactly centered to allow for expansion.)

Suggested Post Dimensions: 36" High Fence = 4" x 4" x 60"
42" High Fence = 4" x 4" x 66"
48" High Fence = 4" x 4" x 72"

Standard Post Depth: 36" High Fence = 24" Post Depth
(Local conditions may require additional depth.) 42" High Fence = 24" Post Depth
48" High Fence = 24" Post Depth

For post cap options see page 46.

Horizontal Dimensions: 2" Thick x 3 1/2" Wide

Pickets (Verticals)
Spacing Between Pickets: 1 3/4"
Dimensions: 7/8" Thick x 3" Wide

Ground Clearance: 2"
(Grade variations will cause inconsistent ground clearance measurements.)

Bill of Materials may differ in some areas.



Hannibal




(Shown with optional cap)



Lincolnshire

Lincolnshire features diamond shaped verticals for greater strength and reduced open space between pickets. The clean lines and dynamic shadowing appears the same from either side of the fence. This sturdy design looks great with modern home styles.



Standard Height Options: 48", 60", or 72"

Post Spacing Options: 8" center-to-center
(Notice - Posts must be exactly centered to allow for expansion.)

Suggested Post Dimensions: 48" High Fence = 5" x 5" x 72"
60" High Fence = 5" x 5" x 96"
72" High Fence = 5" x 5" x 108"

Standard Post Depth: 48" High Fence = 24" Post Depth
(Local conditions may require additional depth.) 60" High Fence = 36" Post Depth
72" High Fence = 36" Post Depth

For post cap options see page 46.

Horizontal Dimensions: 3 1/2" Wide x 3 1/2" Thick (Top & Bottom)
2" Wide x 3 1/2" Thick (Middle)
(Radius corner sections also available.)

Pickets (Verticals) 3 1/4" Between Pickets
Picket Dimensions: 1 1/2" Wide x 1 1/2" Thick

Ground Clearance: 2"
(Grade variations will cause inconsistent ground clearance measurements.)

Bill of Materials may differ in some areas.



Our customers say it best . . .

I have had three wood fences with 20-year guarantees that have rotted out. This one will last and always look new.

C.W. - Yorba Linda, CA

We have received so many great comments about the Hampton fence. It was almost overwhelming. It truly changed the look of our house.

G.P. - Carmel, IN

I was very impressed with the quality of work performed by the installer. He was courteous, neat and a very skilled craftsman.

E.G. - Oswego, IL


Both my wife and I are very happy with our fence. Some of our friends liked it also and have contracted the same dealer to install fences around their pools.

R.G. - Bloomsburg, PA



Malibu

The Malibu from Country Estate is the contemporary design alternative with lifelong durability. Enjoy the beauty of traditional white fence without the traditional maintenance. The clean, smooth lines fit many applications including pool enclosures. (Warning: Check local building codes for pool enclosure regulations.) It is constructed of pure virgin polyvinyl compounds that consistently outperform any and all wood, metal or imitation polyvinyl fence products.



Standard Height Options:	36", 42", or 48"
Post Spacing Options:	4' or 6' center-to-center (Notice - Posts must be exactly centered to allow for expansion.)
Suggested Post Dimensions:	36" High Fence = 4" x 4" x 60" 42" High Fence = 4" x 4" x 66" 48" High Fence = 4" x 4" x 72"
Standard Post Depth:	36" High Fence = 24" Post Depth (Local conditions may require additional depth.) 42" High Fence = 24" Post Depth 48" High Fence = 24" Post Depth

For post cap options see page 46.

Horizontal Dimensions:	2" Thick x 3 1/2" Wide Radius corner sections also available.
------------------------	--

Pickets (Verticals)	
4' Post Spacing	1 13/16" Between Pickets
6' Post Spacing	1 7/8" Between Pickets
Dimensions:	1" Thick x 2" Wide

Ground Clearance:	2" (Grade variations will cause inconsistent ground clearance measurements.)
-------------------	---

Bill of Materials may differ in some areas.

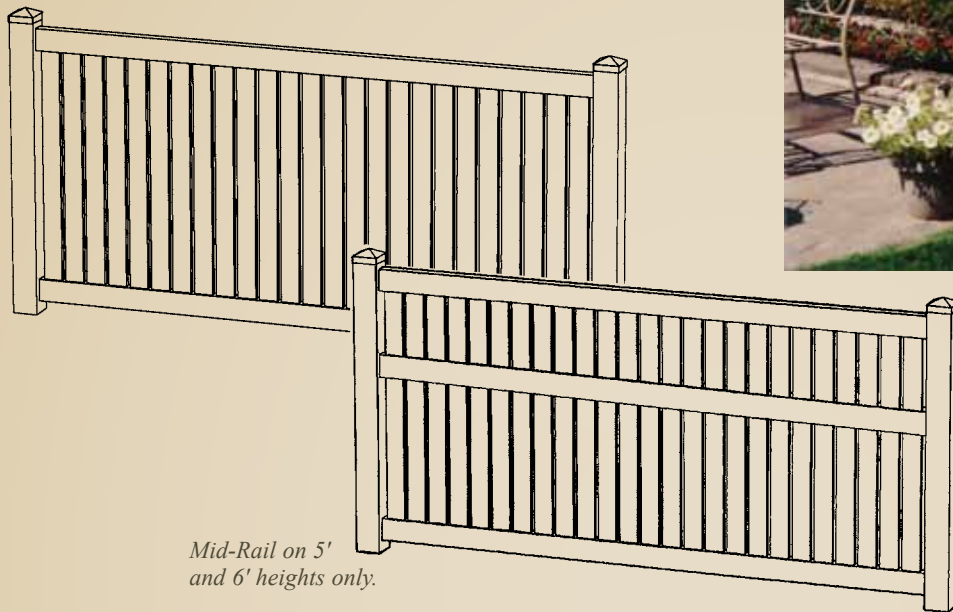


(Shown with optional cap)



Rochester

Rochester provides semi-privacy with plenty of free airflow. The clean design makes it ideal for many home styles. You'll like the neighbor friendly style because it looks identical from either side.



*Mid-Rail on 5'
and 6' heights only.*



Rochester

Standard Height Options: 48", 60", 72"

Post Spacing Options: 8' center-to-center
(Note – Posts must be exactly centered to allow for expansion.)

Suggested Post Dimensions: 48" High Fence = 5" x 5" x 72"
60" High Fence = 5" x 5" x 96"
72" High Fence = 5" x 5" x 108"

Standard Post Depth: 48" High Fence = 24" Depth
60" High Fence = 36" Depth
72" High Fence = 36" Depth

For post cap options see page 46.

Horizontal Dimensions: 2" Thick x 3 1/2" Wide (Top, Mid & Bottom Rails)

Picket Dimensions (Verticals): 7/8" Thick x 3" Wide

Ground Clearance: 2"
(Grade variations will cause inconsistent ground clearance measurements.)

Bill of Materials may differ in some areas.

Our customers say it best . . .

We have the best fence at Lake Barnadette Golf Course. All our neighbors want to do theirs. We have given or passed the name of the company who did our fence and hoped for the best. We selected 3 companies who could have done the job. We liked the design and the price was right from the Country Estate dealer who did a great job. Thank you.

M.P. - Zephyrhills, FL

Staff and Service were beyond anything we expected. It's a treat when people really care and show it. Thanks.


T.S.T. - Calgary, Alberta

The manager took the time to drive 30 miles to our home and visit with me about the fence type I wanted, the way it would be put up and how it would blend in with our home, at no cost or high pressure sales pitch. I also talked to other dealers of fencing and they would not take the time to come to our home and see what I wanted to do. I would highly recommend our Country Estate dealer to anyone! Their workers are neat, clean and take an interest in the job they do.

B.P. - Hutchinson, KS

Springfield

The Springfield creates a nostalgic ambience of elegance, privacy . . . and turn-of-the-century beauty as richly American as popcorn, lemonade, and Fourth of July firecrackers. But, the beauty doesn't end there . . . like all Country Estate PVC fence products, you'll never spend a single hour painting it. It is impervious to weather and it won't rot, peel, or blister. Just enjoy, year after year after year.



Standard Height Options:	48", 60", or 72"
Post Spacing Options: (Notice - Posts must be exactly centered to allow for expansion.)	8" center-to-center
Suggested Post Dimensions:	48" High Fence = 5" x 5" x 72" 60" High Fence = 5" x 5" x 96" 72" High Fence = 5" x 5" x 108"
Standard Post Depth: (Local conditions may require additional depth.)	48" High Fence = 24" Post Depth 60" High Fence = 36" Post Depth 72" High Fence = 36" Post Depth
For post cap options see page 46.	
Horizontal Dimensions:	1 1/2" Thick x 5 1/2" Wide
Pickets (Verticals) Spacing Between Pickets: Dimensions:	2" 7/8" Thick x 3" Wide
Ground Clearance: (Grade variations will cause inconsistent ground clearance measurements.)	2"
Bill of Materials may differ in some areas.	



(Shown with optional cap)



(Shown with optional cap)



Country Estate Springfield adapts well to sloping terrain — note "steps" on bottom of fence sections. Note: "Standard" Springfield gates are scalloped up, unless specified.

(Shown with optional cap)




Atlantic™ and Cape Cod™

Relive a walk on the beach front every time you step out the front door with Atlantic, as each look at the nostalgic design evokes memories of picnics and homemade ice cream. Your neighbors will feel the same, too, thanks to its Neighbor-Friendly design, which looks the same from either side.

Standard height	36", 42", and 48"
Post spacing option	6' center-to-center
Suggested post dimension	36" = 4" x 4" x 60" 42" = 4" x 4" x 66" 48" = 4" x 4" x 72"
Standard post depth	36" High Fence = 24" 42" High Fence = 24" 48" High Fence = 24"
For post cap options see page 46.	
Horizontal Dimension	2" Thick x 3 1/2" Wide x 71" Long
Pickets	7/8" Thick x 1 1/2" Wide
Spacing	3 1/2" spacing
Ground Clearance	2"
Bill of Materials may differ in some areas.	



Atlantic™




Atlantic™

Enjoy the nostalgic look of Cape Cod and still meet the 50 percent open specification required by some building codes. This classic adds a rich look to any contemporary home without the headaches often associated with a picket fence . . . like fading, peeling and cracking.

Standard height	36", 42", and 48"
Post spacing option	72" center-to-center
Suggested post dimension	36" = 4" x 4" x 60" 42" = 4" x 4" x 66" 48" = 4" x 4" x 72"
Standard post depth	36" High Fence = 24" 42" High Fence = 24" 48" High Fence = 24"
For post cap options see page 46.	
Horizontal Dimension	2" Thick x 3 1/2" Wide x 71" Long
Pickets	7/8" Thick x 3" Wide (spade top picket)
Spacing	3 1/2" spacing
Ground Clearance	2"
Bill of Materials may differ in some areas.	



Cape Cod™



Cape Cod™

Missouri™

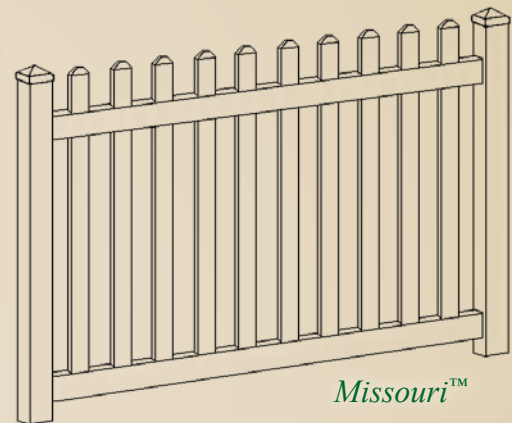
Tom Sawyer would have loved the clean look of the picket-style Missouri fence, no matter which side faced his beloved Mississippi River. Best of all, he would have never had the chore of painting it every few years, or had to con his friends into helping him.

Standard height	36", 42", and 48"
Post spacing option	6' center-to-center
Suggested post dimension	36" = 4" x 4" x 60" 42" = 4" x 4" x 66" 48" = 4" x 4" x 72"
Standard post depth	36" High Fence = 24" 42" High Fence = 24" 48" High Fence = 24"

For post cap options see page 46.

Horizontal Dimension	2" Thick x 3 1/2" Wide x 71" Long
Pickets	7/8" Thick x 3" Wide
Spacing	3 1/2" spacing
Ground Clearance	2"

Bill of Materials may differ in some areas.



Pacific™


Available in three heights, the Pacific provides a secure boundary for pets and children, yet provides free air movement and a clean look that complements any yard. Its simple, smooth-line design can be further personalized with your choice of cap designs to make it your own.

Standard height	36", 42", and 48"
Post spacing option	6' center-to-center
Suggested post dimension	36" = 4" x 4" x 60" 42" = 4" x 4" x 66" 48" = 4" x 4" x 72"
Standard post depth	36" High Fence = 22" 42" High Fence = 22" 48" High Fence = 22"

For post cap options see page 46.

Horizontal Dimension	2" Thick x 3 1/2" Wide x 71" Long
Pickets	7/8" Thick x 1 1/2" Wide
Spacing	3 1/2" spacing
Ground Clearance	2"

Bill of Materials may differ in some areas.



Pacific Diamond™

Similar to the Pacific, the Pacific Diamond features diamond-shaped, one-inch square pickets for strength, clean lines and dynamic shadowing that looks great with any modern home style. Best of all, the diamond pickets, which can be hard to reach with a brush, never need painting.


Standard height	36", 42", and 48"
Post spacing option	6' center-to-center
Suggested post dimension	36" = 4" x 4" x 60" 42" = 4" x 4" x 66" 48" = 4" x 4" x 72"
Standard post depth	36" High Fence = 22" 42" High Fence = 22" 48" High Fence = 22"

For post cap options see page 46.

Horizontal Dimension	2" Thick x 3 1/2" Wide x 71" Long
Pickets	1" Thick x 1" Wide (on diamond shape)
Spacing	3 11/16" spacing
Ground Clearance	2"
Bill of Materials may differ in some areas.	



Pacific Diamond™



Pacific Diamond™

Potomac™

With its sturdy, evenly spaced pickets, the Potomac provides a distinctive style that complements a variety of home designs. Yet, this economical option still offers all the trouble-free features of virgin polyvinyl that make it free from traditional maintenance.

Standard height	48", 60", and 72"
Post spacing option	6' center-to-center
Suggested post dimension	48" = 5" x 5" x 72" 60" = 5" x 5" x 96" 72" = 5" x 5" x 108"
Standard post depth	48" High Fence = 24" 60" High Fence = 36" 72" High Fence = 36"

For post cap options see page 46.

Horizontal Dimension	2" Thick x 3 1/2" Wide x 71" Long (Top) 2" Thick x 6" Wide x 71" Long (Bottom)
Pickets	7/8" Thick x 3" Wide
Spacing	3 11/32" spacing
Ground Clearance	2"
Bill of Materials may differ in some areas.	



Potomac™

(Shown with optional cap)



Potomac™

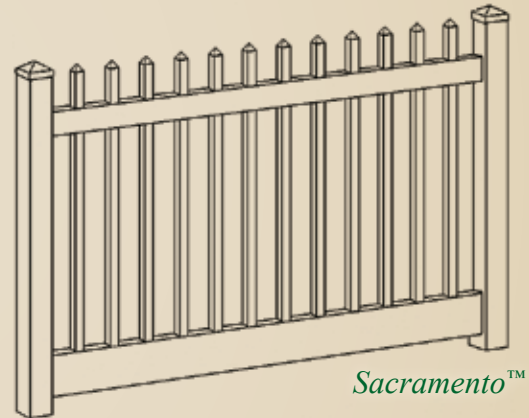
Sacramento™

With its 1 1/2-inch square pickets, the Sacramento is the perfect compromise between a traditional picket fence and a contemporary Pacific style. As a result, it looks equally at home beside a concrete driveway or a brick sidewalk.

Standard height	48", 60", and 72"
Post spacing option	6' center-to-center
Suggested post dimension	48" = 5" x 5" x 72" 60" = 5" x 5" x 96" 72" = 5" x 5" x 108"
Standard post depth	48" High Fence = 24" 60" High Fence = 36" 72" High Fence = 36"
For post cap options see page 46.	
Horizontal Dimension	2" Thick x 3 1/2" Wide x 71" Long (Top) 2" Thick x 6" Wide x 71" Long (Bottom)
Pickets	1 1/2" Thick x 1 1/2" Wide
Spacing	3 3/4" spacing
Ground Clearance	2"
Bill of Materials may differ in some areas.	



(Shown with optional cap)



COUNTRY[®]
ESTATE
FENCE, DECK & RAILING

Semi-Privacy Fence

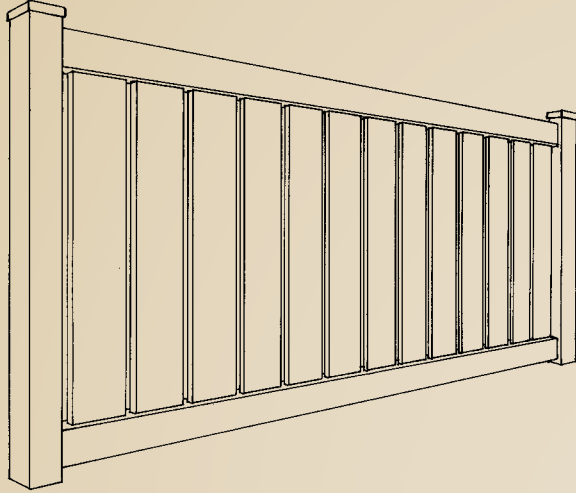
This page: *Hollingsworth*

more
than
50 styles

We Care

Caribbean

The clean lines of Caribbean style fence are like a welcome sea breeze. Carefully spaced verticals let fresh air flow through without sacrificing the privacy you desire. Concerned about design? You'll find the sleek Caribbean style is complementary to many of today's modern home styles. While your neighbors are scraping and painting their wood fence, you can lean back in your lawn chair and silently congratulate yourself for choosing Country Estate Fence, free from traditional maintenance.



Standard Height Options: 48", 60", 72", 84", or 96"

Post Spacing Options: 6' or 8' center-to-center
(Notice - Posts must be exactly centered to allow for expansion.)

Suggested Post Dimensions:

48" High Fence = 5" x 5" x 72"
60" High Fence = 5" x 5" x 96"
72" High Fence = 5" x 5" x 108"
84" High Fence = 5" x 5" x 120"
96" High Fence = 5" x 5" x 144"

Standard Post Depth:

48" High Fence = 24" Post Depth
60" High Fence = 36" Post Depth
72" High Fence = 36" Post Depth
84" High Fence = 36" Post Depth
96" High Fence = 48" Post Depth

(Local conditions may require additional depth.)

For post cap options see page 46.

Horizontal Dimensions: 2" Thick x 3 1/2" Wide

Pickets (Verticals)

6' Post Spacing	5/8" Between Pickets
8' Post Spacing	15/16" Between Pickets
Dimensions:	1" Thick x 6" Wide

Ground Clearance: 2"
(Grade variations will cause inconsistent ground clearance measurements.)

Bill of Materials may differ in some areas.



Caribbean
(Shown with optional cap)



Caribbean
(Shown with optional cap)



Caribbean
(Shown with optional cap)

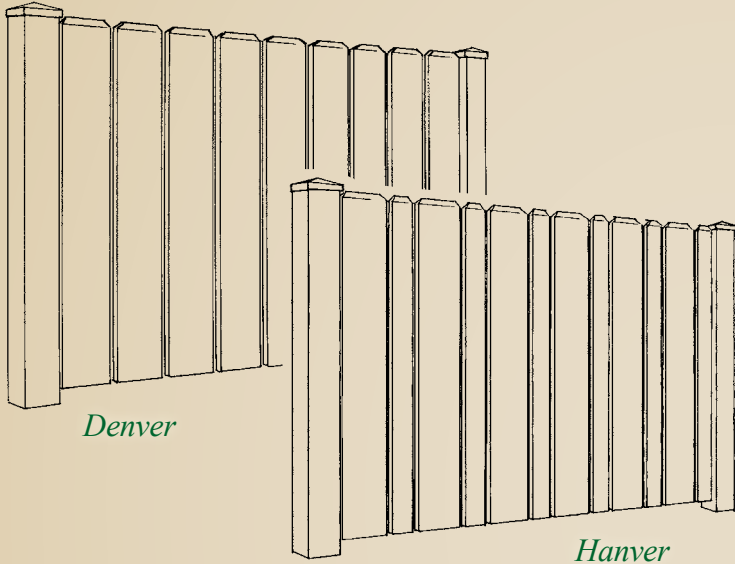


Caribbean



Denver and Hanver

Now the traditional "stockade" fence is available from Country Estate. This unique style provides privacy and air-flow. It works well as a screen for unsightly areas, and regardless of its age, the Denver style fence never needs painting. Of course, that also means it never needs scraping, and the finish will never peel or blister like painted wood. You can enjoy Denver with wide verticals or integrate a narrower Hannibal vertical between each Denver panel (we call it Hanver). The Hannibal and Denver caps are designed with identical bevels, so they look great together.



(Shown with optional cap)



(Shown with optional cap)

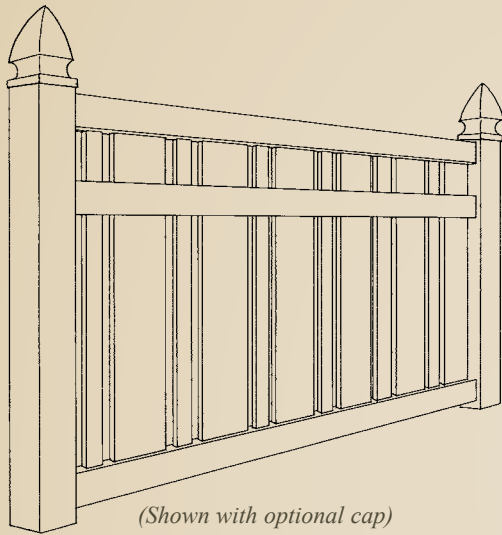
Standard Height Options:	48", 60", or 72"
Post Spacing Options:	4' or 6' center-to-center (Notice - Posts must be exactly centered to allow for expansion.)
Suggested Post Dimensions:	48" High Fence = 5" x 5" x 84" 60" High Fence = 5" x 5" x 96" 72" High Fence = 5" x 5" x 108"
Standard Post Depth: (Local conditions may require additional depth.)	48" High Fence = 36" Post Depth 60" High Fence = 36" Post Depth 72" High Fence = 36" Post Depth
For post cap options see page 46.	
Horizontal Dimensions:	2" Thick x 3 1/2" Wide
Denver Pickets (Verticals)	
4' Post Spacing	1/8" Between Pickets
6' Post Spacing	5/8" Between Pickets
Dimensions:	1" Thick x 6" Wide
Hanver Pickets (Verticals)	
4' Post Spacing	25/32" Between Pickets
6' Post Spacing	1" Between Pickets
Dimensions:	1" Thick x 6" Wide & 7/8" Thick x 3" Wide
Ground Clearance:	2" (Grade variations will cause inconsistent ground clearance measurements.)

Bill of Materials may differ in some areas.



Kensington

There was a time when fences were considered a restriction . . . a wall of sorts. Country Estate's many privacy and residential fence designs are changing that perception. Kensington's trim efficiency will add beauty and value to your property while allowing air flow. Your neighbors will recognize it as a strikingly beautiful addition to the neighborhood and it will never become an eye-sore begging for paint. The boards won't peel or blister, the nails won't rust, and the posts won't rot off. Country Estate Fence replaces those problems with ultra-violet resisters and impact modifiers that assure strength and beauty.



(Shown with optional cap)

Standard Height Options: 48", 60", 72", 84", or 96"

Post Spacing Options: 6' or 8' center-to-center
(Notice - Posts must be exactly centered to allow for expansion.)

Suggested Post Dimensions:

48" High Fence =	5" x 5" x 72"
60" High Fence =	5" x 5" x 96"
72" High Fence =	5" x 5" x 108"
84" High Fence =	5" x 5" x 120"
96" High Fence =	5" x 5" x 144"

Standard Post Depth:

48" High Fence =	24" Post Depth
60" High Fence =	36" Post Depth
72" High Fence =	36" Post Depth
84" High Fence =	36" Post Depth
96" High Fence =	48" Post Depth

(Local conditions may require additional depth.)

For post cap options see page 46.

Horizontal Dimensions: 2" Thick x 3 1/2" Wide

Pickets (Verticals)

6' Post Spacing	1 7/32" Between Pickets
8' Post Spacing	1 3/8" Between Pickets

Dimensions: 1" Thick x 6" Wide and 1" Thick x 2" Wide

Ground Clearance: 2"
(Grade variations will cause inconsistent ground clearance measurements.)

Bill of Materials may differ in some areas.



Kensington

(Shown with optional cap)



Kensington

(Shown with optional cap)

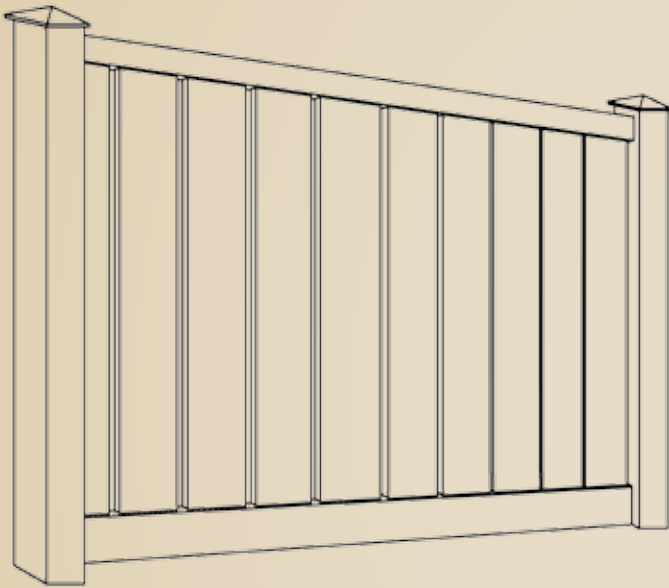


Kensington

(Shown with optional cap)

Lakeview

With its 5 1/2-inch vertical pickets, the Lakeview offers semi-privacy combined with nominal air flow for that perfect blend of openness and seclusion, particularly in areas that are prone to high winds. The approximate one-inch spacing between pickets all but block the view looking in, especially when viewed at an angle.



Standard Height Options:	48", 60", or 72"
Post Spacing Options:	8' center-to-center (Notice - Posts must be exactly centered to allow for expansion.)
Suggested Post Dimensions:	48" High Fence = 5" x 5" x 84" 60" High Fence = 5" x 5" x 96" 72" High Fence = 5" x 5" x 108"
Standard Post Depth:	48" High Fence = 36" Post Depth 60" High Fence = 36" Post Depth 72" High Fence = 36" Post Depth (Local conditions may require additional depth.)
For post cap options see page 46.	
Horizontal Dimensions:	2" Thick x 3 1/2" Wide (Top) 2" Thick x 7" Wide (Bottom)
Pickets (Verticals) Picket Dimensions:	Approx. 1" Between Pickets 1 1/2" Thick x 5 1/2" Wide
Ground Clearance:	2" (Grade variations will cause inconsistent ground clearance measurements.)
Bill of Materials may differ in some areas.	



This page: *Kensington*



(Solar caps purchased separately.)

We Care



Lakeland and Hollingsworth

The Lakeland provides a solid privacy wall that features tongue-and-groove verticals for greater fence strength. Some Country Estate customers prefer Lakeland as pictured here . . . but others add a decorative eye-level layer of lattice. Lakeland has proven to be a solid choice among homeowners who want full privacy for their yard.



Lakeland
(Almond streaked)



Lakeland
(concave)




Lakeland
(Adobe streaked with Maxwell Rail)



Lakeland
(Adobe and White convex)



Hollingsworth



Lakeland

Hollingsworth

Lakeland
(convex)

Lakeland
(concave)

Standard Height Options: 48", 60", 72", 84", or 96"

Post Spacing Options: 8' center-to-center
(96" High - 75" center-to-center)
(Note – Posts must be exactly centered to allow for expansion.)

Suggested Post Dimensions: 48" High Fence = 5" x 5" x 84"
60" High Fence = 5" x 5" x 96"
72" High Fence = 5" x 5" x 108"
84" High Fence = 5" x 5" x 120"
96" High Fence = 5" x 5" x 144"

Standard Post Depth: 48" High Fence = 36" Depth
60" High Fence = 36" Depth
72" High Fence = 36" Depth
84" High Fence = 48" Depth
96" High Fence = 48" Depth

For post cap options see page 46.

Hollingsworth Top Rail 2" x 3 1/2"

Horizontal Dimensions: 1 1/2" Thick x 5 1/2" Wide
(Top/Each Side-Convex & Concave)
2" Thick x 7" Wide (Top-Mid)
2" Thick x 7" Wide (Bottom)

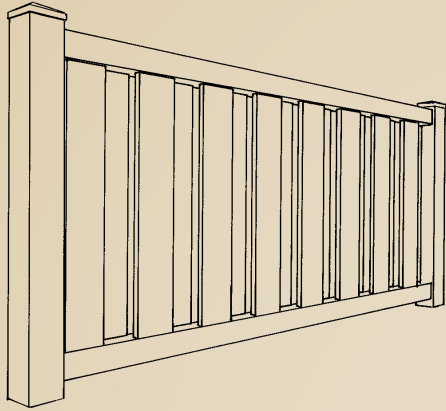
Picket Dimensions (Verticals): 7/8" Thick x 7" Wide

Ground Clearance: 2"
(Grade variations will cause inconsistent ground clearance measurements.)

Bill of Materials may differ in some areas.

Melbourne and Melbourne with Lattice

Melbourne provides complete privacy while permitting air to pass between the verticals. Great for surrounding patios or swimming pools. Notice the interesting shadow effect created by the offset verticals.



Melbourne

Standard Height Options:	48", 60", or 72"
Post Spacing Options:	8' center-to-center (Notice - Posts must be exactly centered to allow for expansion.)
Suggested Post Dimensions:	48" High Fence = 5" x 5" x 72" 60" High Fence = 5" x 5" x 96" 72" High Fence = 5" x 5" x 108"
Standard Post Depth: (Local conditions may require additional depth.)	48" High Fence = 24" Post Depth 60" High Fence = 36" Post Depth 72" High Fence = 36" Post Depth
For post cap options see page 46.	
Horizontal Dimensions:	3 1/2" Thick x 3 1/2" Wide
Pickets (Verticals) Picket Dimensions:	5 3/8" Between Pickets 1" Thick x 6" Wide
Ground Clearance:	2" (Grade variations will cause inconsistent ground clearance measurements.)
Bill of Materials may differ in some areas.	



Melbourne with Lattice

(Shown in Gray)

Our customers say it best . . .

Wonderful products! These were great people to work with. We highly recommend our dealer to anyone wanting a fence from a fair, honest and courteous businessman. He went out of his way to meet our needs.

E.W. - Spokane, WA

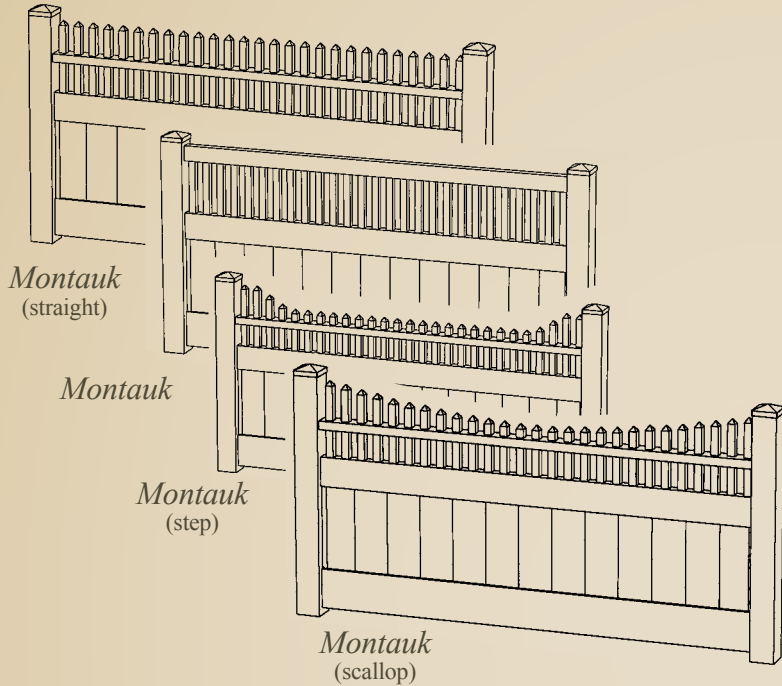
We are very happy with the quality of the product and the professional manner in which it was installed.

S.H. - Green Bay, WI



Montauk

The Country Estate Montauk Series provides the privacy you desire beyond a simple wall. You can control the appearance by selecting one of our family of styles which has been designed by our Country Estate dealers to accommodate various home styles across America.



Standard Height Options: 48", 60", 72", 84", or 96"

Post Spacing Options: 8' center-to-center
(96" High - 75" center-to-center)
(Note – Posts must be exactly centered to allow for expansion.)

Suggested Post Dimensions:

48" High Fence = 5" x 5" x 84"
60" High Fence = 5" x 5" x 96"
72" High Fence = 5" x 5" x 108"
84" High Fence = 5" x 5" x 120"
96" High Fence = 5" x 5" x 144"

Standard Post Depth:

48" High Fence = 36" Depth
60" High Fence = 36" Depth
72" High Fence = 36" Depth
84" High Fence = 36" Depth
96" High Fence = 48" Depth

For post cap options see page 46.

Horizontal Dimensions:

2" Thick x 7" Wide (Bottom)
2" Thick x 7" Wide (Middle)
2" Thick x 3 1/2" Wide (Top – Montauk only)
2" Thick x 3 1/2" Wide (Top - Montauk Point Straight, Scallop, and Step)

Picket Dimensions (Verticals):


7/8" Thick x 7" Wide (Bottom)
1 1/2" Thick x 1 1/2" Wide (Top)

Ground Clearance: 2"
(Grade variations will cause inconsistent ground clearance measurements.)

Bill of Materials may differ in some areas.

Windsor

Gain the total privacy you desire in a modern ranch-style fence design. We call it Windsor—many refer to it as “basket weave”. Regardless what you call it, this product is free from traditional maintenance. Country Estate Fence features PVC construction entirely with virgin compounds, impervious to moisture and freezing temperatures, and it won't peel, blister or rot. Forget painting, it's never needed with Country Estate Fence. When you select our product, you've eliminated the traditional maintenance found with wood, metal or imitation polyvinyl fence.



Standard Height Options: 48", 60", or 72"

Post Spacing Options: 8' center-to-center
(Notice - Posts must be exactly centered to allow for expansion.)

Suggested Post Dimensions: 48" High Fence = 5" x 5" x 84"
60" High Fence = 5" x 5" x 96"
72" High Fence = 5" x 5" x 108" (Heavy Wall)

Standard Post Depth: 48" High Fence = 36" Post Depth
(Local conditions may require additional depth.) 60" High Fence = 36" Post Depth
72" High Fence = 36" Post Depth

For post cap options see page 46.

Horizontal Dimensions: 1" Thick x 6" Wide

Ground Clearance: 2"
(Grade variations will cause inconsistent ground clearance measurements.)

Bill of Materials may differ in some areas.



Windsor



Windsor



Windsor

(Shown with optional cap)



This photo: *Windsor*



This photo: *Melbourne*
(Shown with optional cap)

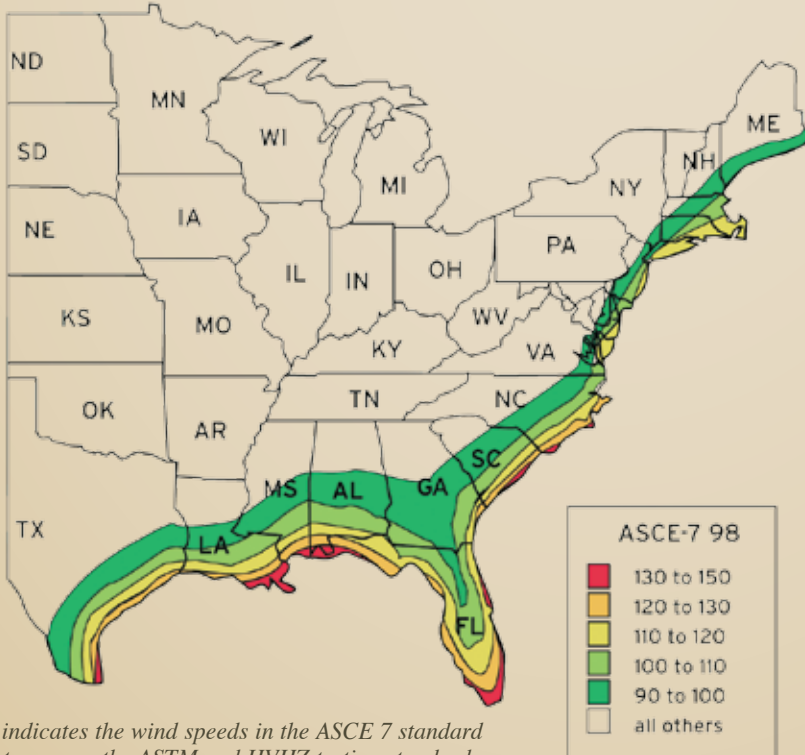


We Care

COUNTRY ESTATE
 HVHZ FENCING
 (High Velocity Hurricane Zone)

HVHZ

This page: *Hollingsworth II*
 (Shown with optional cap)



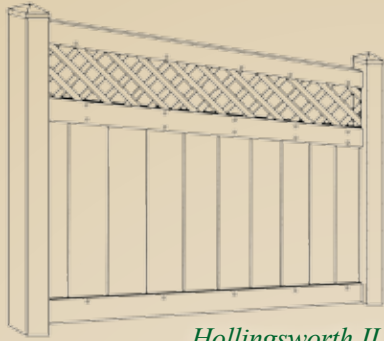
As a home or ranch owner in a HVHZ (High Velocity Hurricane Zone), you may be gathering information about Country Estate HVHZ Fencing Products. We're proud to offer a full line of privacy fencing solutions that have been independently tested and, when constructed as recommended, passed all required laboratory testing.

The map indicates the wind speeds in the ASCE 7 standard that tend to govern the ASTM and HVHZ testing standards.



Hollingsworth II

The Hollingsworth II is a solid privacy wall with a lattice top for improved air flow and aesthetics. Using a 1 1/2" x 5 1/2" horizontal with a 7/8" x 7" tongue and groove vertical for durability.



Hollingsworth II

Standard Height Options:	71 1/2"
Post Spacing Options:	96" & 75" center-to-center (Note – Posts must be exactly centered to allow for expansion.)
Post Dimensions:	71 1/2" High Fence = 5" x 5" x 108"
Standard Post Depth:	71 1/2" High Fence = 36 1/2" Depth
Standard Post Cap:	5" x 5" Traditional (External Flange)
Horizontal Dimensions:	1 1/2" Thick x 5 1/2" Wide (Top, Mid & Bottom)
Picket Dimensions (Verticals):	7/8" Thick x 7" Wide
Ground Clearance:	1 1/2" (Grade variations will cause inconsistent ground clearance measurements.)
Aluminum Inserts:	I-Bar (Top, Mid & Bottom) (8' Center only)
Lattice Dimensions:	15" x 95" & 15" x 74" (8' Center & 6' 3" Center)

Bill of Materials may differ in some areas.

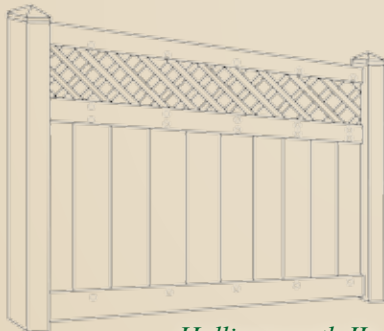


Hollingsworth II



Hollingsworth IIa

The Hollingsworth IIa is similar to the Hollingsworth II but uses a 2" x 7" horizontal in the bottom rail that does not require an aluminum insert for added strength. The top and middle rails are 1 1/2" x 5 1/2" with an aluminum insert in the middle rail only.



Hollingsworth IIa

Standard Height Options:	71"
Post Spacing Options:	96" & 75" center-to-center (Note – Posts must be exactly centered to allow for expansion.)
Post Dimensions:	71" High Fence = 5" x 5" x 108"
Standard Post Depth:	71" High Fence = 36" Depth
Standard Post Cap:	5" x 5" Traditional (External Flange)
Horizontal Dimensions:	1 1/2" Thick x 5 1/2" Wide (Top & Mid) 2" Thick x 7" Wide (Bottom)
Picket Dimensions (Verticals):	7/8" Thick x 7" Wide
Ground Clearance:	1 1/2" (Grade variations will cause inconsistent ground clearance measurements.)
Aluminum Inserts:	I-Bar (Middle Horizontal Only) (8" Center & 6' 3" Center)
Lattice Dimensions:	13 1/2" x 95" & 13 1/2" x 74" (8' Center & 6' Center)



Hollingsworth IIa

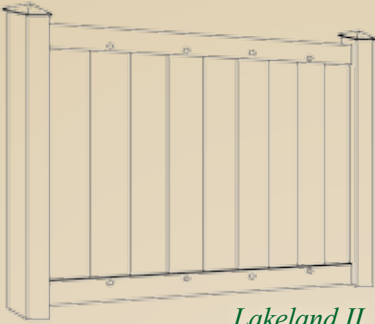
(Note: Each style of fence listed is provided with the exclusive, preferential Country Estate Doweling System, for the top horizontal of each section to ensure lasting durability in the high velocity hurricane zone.)

Bill of Materials may differ in some areas.

NOA: 12-0416.12
Approval Date: August/16/2012
Expiration Date: November/29/2017

Lakeland II

The Lakeland II provides a solid privacy wall, but uses a 1 1/2" x 5 1/2" horizontal that requires aluminum inserts for durability providing the home owner with options for pricing and installation.



Lakeland II

Standard Height Options:	69.5"
Post Spacing Options:	96" & 75" center-to-center (Note – Posts must be exactly centered to allow for expansion.)
Post Dimensions:	69 1/2" High Fence = 5" x 5" x 108"
Standard Post Depth:	69 1/2" High Fence = 36 1/2" Depth
Standard Post Cap:	5" x 5" Traditional (External Flange)
Horizontal Dimensions:	1 1/2" Thick x 5 1/2" Wide (Top & Bottom)
Picket Dimensions (Verticals):	7/8" Thick x 7" Wide
Ground Clearance:	1 3/4" (Grade variations will cause inconsistent ground clearance measurements.)
Aluminum Inserts:	I-Bar (Top & Bottom) (8' & 6' 3" Center)

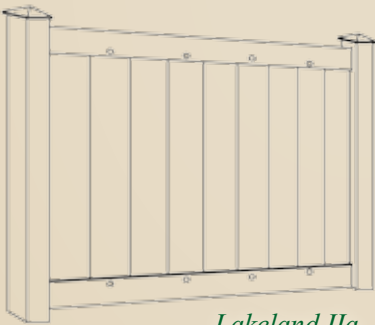
Bill of Materials may differ in some areas.



Lakeland II

Lakeland IIa

The Lakeland IIa provides a solid privacy wall that features tongue-and-groove verticals for greater fence strength. Lakeland has proven to be a solid choice among homeowners who want full privacy for their yard.



Lakeland IIa

Standard Height Options:	72"
Post Spacing Options:	96" & 75" center-to-center (Note – Posts must be exactly centered to allow for expansion.)
Post Dimensions:	72" High Fence = 5" x 5" x 108"
Standard Post Depth:	72" High Fence = 34" Depth
Standard Post Cap:	5" x 5" Traditional (External Flange)
Horizontal Dimensions:	2" Thick x 7" Wide (Top) 2" Thick x 7" Wide (Bottom)
Picket Dimensions (Verticals):	7/8" Thick x 7" Wide
Ground Clearance:	1 3/4" (Grade variations will cause inconsistent ground clearance measurements.)

Bill of Materials may differ in some areas.



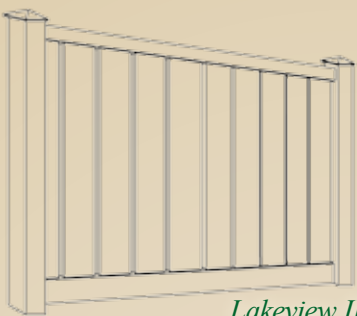
Lakeland IIa



(Note: Each style of fence listed is provided with the exclusive, preferential Country Estate Doweling System, for the top horizontal of each section to ensure lasting durability in the high velocity hurricane zone.)

Lakeview IIa

The Lakeview IIa, while providing some privacy, has a nominal air flow with the approximate 1" spacing between verticals. The 8' center does require an aluminum insert for HVHZ integrity but the 6' center stands well on its own with no aluminum inserts. The verticals are made of a stout 1 1/2" x 5 1/2" profile.



Lakeview IIa

Standard Height Options:	72"
Post Spacing Options:	96" & 72" center-to-center (Notice - Posts must be exactly centered to allow for expansion.)
Post Dimensions:	72" High Fence = 5" x 5" x 108"
Standard Post Depth:	72" High Fence = 34" Post Depth (Local conditions may require additional depth.)
Standard Cap Style:	5" x 5" Traditional (External Flange)
Horizontal Dimensions:	2" Thick x 3 1/2" Wide (Top) 2" Thick x 7" Wide (Bottom)
Pickets (Verticals)	Approx. 1" Between Pickets
Picket Dimensions:	1 1/2" Thick x 5 1/2" Wide
Ground Clearance:	2" (Grade variations will cause inconsistent ground clearance measurements.)
Aluminum Inserts:	H-Bar (Top) (8' Center Only) U-Bar (Bottom) (8' Center Only)




Lakeview IIa

Bill of Materials may differ in some areas.



Melbourne IIa

Melbourne IIa provides complete privacy while permitting air to pass between the verticals. Great for surrounding patios or swimming pools. Notice the interesting shadow effect created by the offset verticals.



Melbourne IIa

Standard Height Options:	72"
Post Spacing Options:	96" & 72" center-to-center (Notice - Posts must be exactly centered to allow for expansion.)
Post Dimensions:	72" High Fence = 5" x 5" x 108"
Standard Post Depth:	72" High Fence = 34" Post Depth (Local conditions may require additional depth.)
Standard Cap Style:	5" x 5" Traditional (External Flange)
Horizontal Dimensions:	3 1/2" Thick x 3 1/2" Wide
Pickets (Verticals)	5 3/8" Between Pickets
Picket Dimensions:	1" Thick x 6" Wide
Ground Clearance:	2" (Grade variations will cause inconsistent ground clearance measurements.)
Aluminum Inserts:	3 1/8" P-Bar (Top & Bottom) (8' Center Only) 3 1/8" P-Bar (Bottom Only) (6' Center Only)



Melbourne IIa

Bill of Materials may differ in some areas.

(Note: Each style of fence listed is provided with the exclusive, preferential Country Estate Doweling System, for the top horizontal of each section to ensure lasting durability in the high velocity hurricane zone.)

NOA: 12-0416.12
Approval Date: August/16/2012
Expiration Date: November/29/2017

Dura-Lattice

The Europeans use lattice throughout their homes, yards and flower gardens because it provides a beautiful setting for flowers and greenery. Durable PVC lattice by Country Estate is one of the most creative tools you can find today. These traditional lattice panels, constructed of scientifically formulated 100% virgin PVC compounds, never need painting. Maintenance? It's reduced to an absolute minimum — no flaking, blistering or rotting, and that's important since nearly all lattice touches the soil or plants at some point. We've combined the beauty of lattice with the impressive durability of PVC for a product with nearly unlimited design capabilities. Bring that Mediterranean feeling to your own yard today. . . with Country Estate Dura-Lattice.



SIZES AVAILABLE

4' x 8' Panels

1/4" x 1 1/2" strips placed at 45° angle

2" openings



**Country Estate® Gates may be custom-built.
Consult your Authorized Independent Country Estate Dealer.**

Country Estate gates include diagonal bracing and patented gate sockets for a long service life. Your gates will function best when placed on level ground . . . consult your dealer for the best solution. Heavy-duty commercial hardware also available.



Country Estate Three Rail



Dalton




Hampton Scallop



Clayton



Georgetown



Montauk Scallop

Some gates shown with optional decorative caps.

Patented Gate Socket

The Country Estate patented gate socket is an extruded product that is more durable than a molded piece, featuring an impressive wall thickness. Once this patented gate socket is properly cemented inside the end upright of the gate and the rail is cemented inside of the socket, the rail cannot move in or out and it cannot move up, down or sideways. It is an especially good device because it is contained completely inside the upright and therefore, does not detract from the gate's appearance since it cannot be seen from the exterior. There are no external brackets or visible screws.



COUNTRY ESTATE
FENCE, DECK & RAILING

Country Estate® Gates

We offer high quality Country Estate® Gates for all of our fence styles.

We Care



All Country Estate PVC Products
may be Recycled.

Material Specifications

Rigid PVC Homopolymer compound. Modified for cold weather impact retention. High level of Titanium Dioxide pigment throughout the entire extrusion for long term ultraviolet light resistance.

Cell Classification - ASTM D-4216 1-43332-32-0000

Cell Classification - ASTM D-1784 14344B

Typical values:

ASTM D256 Izod Impact (ft.-lbs./inch notch)
23°C-5.0 0°C-2.0

ASTM D638 Tensile Strength 6,500 psi

ASTM D638 Tensile Modulus 545,000 psi*

ASTM D648 Deflection Temp. 71°C

ASTM D4226 Drop Dart Procedure A 2.51 (in.-lb/mil)

ASTM D4226 Drop Dart Procedure B 4.50 (in.-lb/mil)

ASTM D695 Compressive (Yield) Strength 8,780 psi

ASTM D696 Thermal Expansion 4.4 x 10⁻⁵ in./°F

ASTM D732 Shear Strength 6,780 psi

ASTM D790 Flexural Strength 11,400 psi

* Tensile Modulus should be used for design purposes with caution. Values listed are representative for short term loading (such as livestock pushing on fence). The long term creep characteristics under continuous loading are unknown.

Standard Specifications

For Rail Fence (Conforms to ASTM F964)

Item	TxW	Length
Fence Rails	1 1/2" x 5 1/2" 2" x 6" 2 7/8" round	16'
Fence Posts	5" x 5" 5" O.D. round	6', 7', or 8'
Fence Post Cap (Deep flange cap or internal flange cap.)	5" x 5" 5" O.D. round	
Fence Post Bracket	1 1/2" x 5 1/2" 2" x 6"	

These standard measurements apply to both 1-1/2" x 5-1/2" rails and 2" x 6" rails.

- On all Country Estate rail fencing, the top rail is mounted 2" from the top of the post.
- On two-rail and three-rail fencing, there is 11 inches between rails.
- On four-rail fencing, there is 9 inches between the rails.

Radius corner sections also available.



*Country Estate
Three Rail*

Country Estate 3-Rail Fence is the most popular.



*Country Estate
Two Rail*

Country Estate 2-Rail Fence complements nearly any wide open expanse.



*Country Estate
Four Rail*

Country Estate 4-Rail Fence is strong.



*Country Estate
Round Rail*

Many customers prefer our round rail fence.

The ORIGINAL polyvinyl fence ...
still the #1 choice of equine professionals.

How much does your fence really cost?

Country Estate Fence is both cost effective and does not require traditional maintenance. Exhaustive laboratory and field tests on horse farms throughout the United States fully support all claims of economy. Country Estate Fence polyvinyl components are constructed of scientifically formulated 100% virgin PVC compounds ... consistently outperforming any and all wood, metal or imitation polyvinyl fence products.

Since the introduction of Country Estate Fence, equine professionals have applauded the greater protection polyvinyl fence provides their animals. The day Country Estate Fence is installed properly, all traditional fence maintenance halts.



The world's first polyvinyl fence was Country Estate®.



The original Country Estate Fence is the center section in this photo, installed more than 35 years ago.



All Country Estate PVC Products
may be Recycled.

Your choice of traditional white (or three colors) and five unique post cap styles.

Once the product is extruded, whether packaged or not or stored inside or outside, it begins its normal weathering process. Changes may vary depending on the atmospheric conditions in your region. Acceptability with color is that the shades are within the specified range of set industry guidelines at the time of extrusion.




(Colors shown may vary)

Country Estate[®] latches and hinges are time-proven stainless steel/powder coated.



Commercial Hardware

Heavy-duty commercial hinges and latches wrap around 3 sides of a 5" x 5" post.



Utility Latch

Designed for smaller post dimensions (3 1/2" x 3 1/2" or 4" x 4")



Universal Hardware

Universal hinges wrap two sides of the post and may be used on 3 1/2" x 3 1/2", 4" x 4" or 5" x 5" posts.

Add lasting beauty with Country Estate porch, deck and balcony railing.

Country Estate Railings provide a beautiful finishing touch to any property and are free from traditional maintenance. The wide selection of styles provides a beautiful complement for virtually any type of architecture.

All Country Estate Railings (except teardrop baluster) meet or exceed ICC specifications listed in AC-174 and have been independently verified by Architectural Testing Incorporated. You can view the Nebraska Plastics, Inc. Code Compliance Research Report at www.archtest.com.

Country Estate Railings are designed with aesthetics and safety in mind. When properly installed, Country Estate Railings are a beautiful and secure addition to your construction project.

Country Estate Railings are made with 100% virgin polyvinyl and reinforced with a system of aluminum and wood for lasting superior structural integrity.



1" x 2" Railing



1.5" x 1.5" Railing



Tear-Drop Baluster Railing



1.5" x 1.5" Spindle Railing with T-Rail




Safety Rail

COUNTRY ESTATE®

FENCE, DECK & RAILING

Country Estate® Decking

Country Estate Decking adds beauty and comfort to every setting.



- Always cool to the touch and kind to bare feet. Surface is embossed for a non-slick surface.
- Much easier to wash than wooden or concrete surfaces.
- Country Estate Decking is made from 100% virgin PVC.
- Never discolors from pressure washing or constant exposure to water.
- Forget splinters, rotting deck or squeaks.
- No nail heads to snag — snow scoops off easily.
- No more waterproofing with sealants or chemicals again — a safer play surface for children.



Combine the beauty and texture of natural wood with the durability of your favorite Country Estate vinyl products.



Embossed Wood Grain

Embossed Wood Grain

Combine the beauty and texture of natural wood with the durability of your favorite Country Estate vinyl products by adding our new embossed wood grain profile. Available on white, almond, adobe and gray vinyl products, our embossed wood grain profile not only adds a wood-like appearance, but provides a less glossy finish than our standard vinyl profiles. For an even more natural look, the embossed wood grain profile can be combined with our streaked wood grain profile for a variegated wood grained appearance.



*Streaked Wood Grain
(Shown with optional cap)*

Streaked Wood Grain

Add the variegated look of natural wood to our most popular privacy fencing with Country Estate's new streaked wood grain profile. Our new streaking process allows a darker-colored pigment to be "streaked" through our almond, adobe or gray material to provide a wood-grained appearance, while still maintaining a smooth, easy-to-maintain surface. However, for an even more realistic look, our streaked wood grain profile can be combined with our new embossing process for a wood-textured surface.



Maxwell Rail

Maxwell Rail

Enhance the look of our most popular Country Estate privacy fence styles with the new Maxwell rail. Available in white, almond, adobe and gray in standard lengths of 95 inches and 10 feet, it adds a touch of elegance when used in conjunction with your favorite fence style and/or handrail.



Spider Board

Spider Board

Change the look of any Lakeland, Hollingsworth or Montauk fencing choice with our new Spider Board option. Designed to replace the standard 7/8 x 7-inch verticals, Country Estate's Spider Board features identical dimensions, but provides the appearance of two 3½-inch verticals. Consequently, all post spacings, rail lengths and slot cuts remain the same. Spider Board is also available at the same price as standard verticals, but must be specified when ordering.

*Available on selected products.
Contact your Authorized Independent
Country Estate Dealer for more information.*

The History of Country Estate® Fence Products

Nebraska Plastics, Inc. began manufacturing irrigation pipe during World War II. Due to the war effort, aluminum was impossible to get. New, experimental plastic materials



were available — and thus, by default, we became a plastics company. It was a fortunate turn of events because irrigation tubes manufactured from plastic materials provided surprising benefits; they were resistant to farm chemicals, fertilizers, rust, rot, and electrolytic corrosion. The stickler with those early plastic materials was their intolerance to

ultra-violet rays. They were tougher than nails in the shade, but wimps in the sunshine.

Scientific discovery, advanced technology, and product development at Nebraska Plastics, Inc. have come a long way in 67 years since we began.

Major growth was accomplished when we refined formulations using polyvinyl chloride resins and state-of-the-art additives. These amazingly inert materials were tougher than anything we had seen. Fertilizers, farm chemicals, and electrolysis didn't phase them. They weren't brittle in cold weather and they retained their flexibility... they did not dent, crack, or shatter. But, most amazingly, when these materials were subjected to laboratory tests, weather accelerations, and field trials conducted under the most exacting conditions, these challengers, born of science, thumbed their noses at Ol' Sol.

In 1979, we discovered that the technology used in our irrigation tubing had an even greater future as the most advanced, innovative, and cost-effective fencing material ever produced. Over the years, we have received many suggestions for changing our Country Estate Fence. After testing, confirmation, and soul searching, a few of the suggestions were implemented because they improved and refined the design and the chemical composition of our compounds.

But those changes designed to decrease costs by compromising quality were rejected. We are sensitive to the need for recycling plastic materials, but we are convinced that Country Estate Fence Products, which must be impervious to attack from ultra-violet rays, must be

produced from high-integrity raw materials which have undergone exacting controls all the way from the refinery to our extrusion equipment.

We have rejected offers to license the Country Estate trademark so that we could save freight costs by manufacturing closer to some of our markets. If a vinyl product carries our name, it will be produced in our plant and under our control. And we have terminated distributors who chose to misrepresent our products and who compromised the quality of Country Estate Fence Products with shabby selling and installation procedures.



Some would claim that a company can only grow and prosper if it is managed by knee-jerk reaction to those opportunities that have a positive effect on bottom-line profits. But we take a lesson from the company president's wife who is famous for her lemon meringue pies. She will use only the very best ingredients. She prefers juice from tree-ripened lemons, plus she has some secrets that she won't tell just anyone. Through years of patience and practice, she has perfected the way she mixes and bakes those ingredients. This is not to say that she's ever satisfied, and every once in a while she gets all excited over some little discovery to improve her product... not that any of us can ever tell the difference. But the president's wife can tell that it's better, and that is what's important. We've seen grown men stand in line for her lemon meringue pie. Can you imagine how heartbroken she would be if her "customers" were dissatisfied with her product?

The satisfaction of Country Estate Fence owners, all across the United States and in foreign countries, means more to us than maximizing profits. Advancements in technology coupled with our pledge to excellence continue to improve our products, because the owners and the employees of Nebraska Plastics, Inc. are committed to manufacturing the very finest fencing products... and the most beautiful, too.

All New Country Estate® Products

Combine the beauty and texture of natural wood with the durability of your favorite Country Estate vinyl products.



Embossed



Streaked
(Shown with optional cap)



Maxwell Rail



Spider Board

To contact your nearest
Authorized Independent Country Estate Dealer,

Call 800-445-2887
308-784-2500

View us on the web at www.countryestate.com

Country Estate Vinyl Products are manufactured exclusively by
Nebraska Plastics, Inc.

PO Box 45 • Cozad, NE 69130-0045 • FAX 308-784-3216

Country Estate is a registered trademark owned exclusively by Nebraska Plastics, Inc.

COUNTRY
ESTATE
FENCE, DECK & RAILING

FENCE FACTS

Country Estate® is the original polyvinyl fence.

more
than
50 styles

Country Estate®
50
YEAR
NON-PRORATED
LIMITED
WARRANTY
OR LIMITED
LIFETIME
WARRANTY

MEMBER **AFA**